

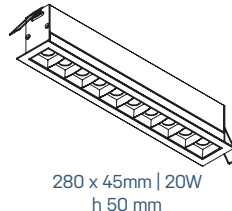
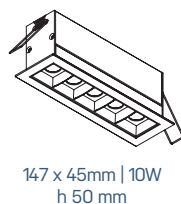
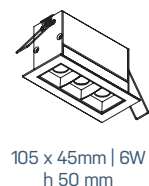
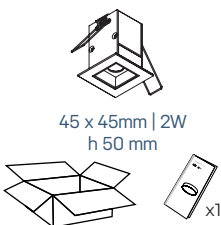
K51300.01 **

K51300.02 *


K51300.03 **

K51300.04 *

K51300.05

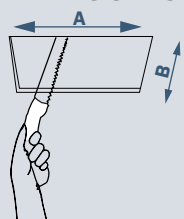


1



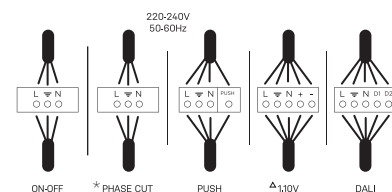
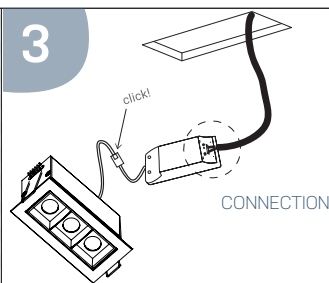
2

CUT OUT



	A	B
01	37 mm	37 mm
02	68 mm	37 mm
03	96 mm	37 mm
04	140 mm	37 mm
05	273 mm	37 mm

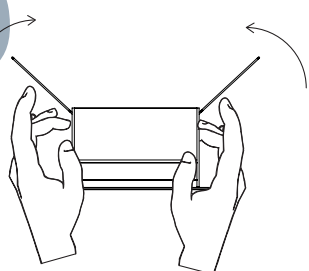
3



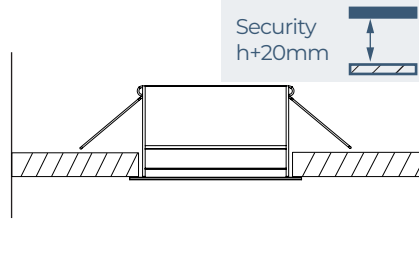
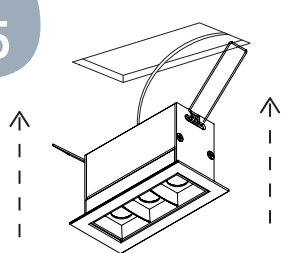
*Models 01, 02, 03, 04 don't work with PHASE CUT

ΔModels 03 and 01 don't work with 110 V

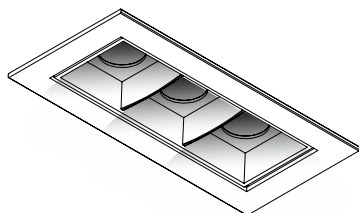

4



5



6



Kohl
light is life



