

MAY 2024

light is life

At Kohl Lighting we know that light is the best companion for the spaces you design.
That is why we are introducing a collection with "Light is life" motto; because light is life and makes your projects stand out.

En Kohl Lighting sabemos que la luz es la mejor compañera de los espacios que diseñas.
Por ello te presentamos una colección que despunta con el lema "Light is life"; porque la luz es vida y da vida a tus proyectos.


visual
index

INDOOR

SURFACE

nses
K51300
pag.18

chas
K51400
pag.29

RECESSED WITH FRAME LED | GU

nses tilt
K51301
pag.41

nses
K51300
pag.42

luxo tilt
K50151
pag.52

luxo IP65
K50153
pag.55

noon IP65
K50803
pag.63

noon sq
K50805
pag.64

noon sq asymetric
K50806
pag.65

rebecca
K53270
pag.66

lim miranda
K53100
pag.73

lim miranda sq
K53105
pag.75

disc
K51702
pag.76

disc sq
K51703
pag.78

disc tina deep
K50405
pag.86

disc tina deep sq
K50415
pag.88

chess k-select
K50510
pag.91

chess de k-select
K50515
pag.93

GU
ozone
K50112
pag.103

GU
sun
K50140
pag.104

GU
sun dawn
K50141
pag.105

GU
venus
K50111
pag.106

disc detek k-select sensor
K53280
pag.21

disc slim
K51700
pag.22

disc slim sq
K51701
pag.24

disc mini rocco
K51706
pag.26

eryl
K51000
pag.30

luxo aura
K50155
pag.31

luxo lur
K50154
pag.34

GU
moon totem
K50133
pag.35

versus
K51100
pag.45

versus litl
K51103
pag.47

versus muzzy
K51101
pag.48

versus muzzy sq
K51102
pag.50

luxo
K50150
pag.56

luxo dara
K50300
pag.57

noon
K50800
pag.61

noon asymetric
K50804
pag.62

rebecca sq
K53271
pag.67

lim
K50320
pag.69

lim sq
K50321
pag.70

lim lacus
K53300
pag.72

disc slim
K51704
pag.82

disc slim sq
K51705
pag.83

disc mini tiny
K50600
pag.84

disc mini tiny sq
K50601
pag.85

chess elite k-select
K50523
pag.95

chess winner k-select
K50522
pag.97

GU
moon
K50110
pag.100

GU
moon daisy
K50132
pag.101

GU
venus dash
K50131
pag.107

GU
venus dip IP65
K50113
pag.108

GU
venus dot
K50130
pag.109

WALL SURFACE

marvin
K50707
pag.112

kubiq
K50708
pag.114

myni
K50704
pag.122

myni sq
K50705
pag.123



TRIMLESS LED | GU

nses
K51300
pag.134

GU

ozone sat
K50126
pag.136

GU

ozone sat sq
K50125
pag.139

jadex sq
K51204
pag.147

rubix topaz
K51202
pag.151

agatar
K51201
pag.150

GU

focus
K51200
pag.152

TRACK LIGHT

OUTDOOR



SURFACE

besel
K60010
pag.171

storm pro k-select
K60011
pag.172

serena
K50709
pag.117

sasha
K50710
pag.118

meso
K50706
pag.121

sign
K50702
pag.126

pixy
K50703
pag.127

bot
K50701
pag.130

wally
K50700
pag.131

WALL RECESSED

turma
K51207
pag.142

kora
K51206
pag.143

rubix
K51205
pag.144

sign
K50702
pag.145

jadex
K51203
pag.146

nses
K51300
pag.157

fame
K51500
pag.158



PENDANT



chas
K51400
pag.165

WALL SURFACE

cap
K60002
pag.176

pat
K60003
pag.179

tuile
K60005
pag.177

tap
K60004
pag.180

grubi
K60201
pag.181

esti
K60301
pag.182

way
K60401
pag.183

senda
K60501
pag.184

safiro
K60006
pag.188

safiro due
K60007
pag.190

hammer
K60000
pag.191

hammer sq
K60001
pag.193

onik IP65
K60102
pag.200

onik due IP65
K60103
pag.201

onik tre IP65
K60104
pag.202

LED STRIPS
pag.220

GU LAMPS
pag.232

comet
K60600
pag.185

mike
K60701
pag.186

prisma due
K60008
pag.194

prisma tre
K60009
pag.195

WALL RECESSED

FLOOR

grubi floor
K60200
pag.210

esti floor
K60300
pag.211

way floor
K60400
pag.214

senda floor
K60500
pag.215

mike floor
K60700
pag.217

comet
K60600
pag.219

TECHNICAL INFO
pag.234

GENERAL SALES CONDITIONS
pag.248

light is life

Kohl
light is life

Kohl
light is life

ref.	inst.	pag.
K50110.01	RF	100
K50111.01	RF	106
K50112.01	RF	103
K50113.01	RF	108
K50125.01	TR	139
K50126.01	TR	136
K50130.01	RF	109
K50131.01	RF	107
K50132.01	RF	101
K50133.01	SR	35
K50140.01	RF	104
K50141.01	RF	105
K50150.01	RF	56
K50150.02	RF	56
K50150.03	RF	56
K50151.01	RF	52
K50153.01	RF	55
K50154.01	SR	34
K50155.01	SR	31
K50300.01	RF	57
K50300.02	RF	57
K50300.03	RF	57
K50320.01	RF	69
K50320.02	RF	69
K50320.03	RF	69
K50320.04	RF	69
K50321.01	RF	70
K50321.02	RF	70
K50321.03	RF	70
K50321.04	RF	70
K50405.01	RF	86
K50405.02	RF	86
K50405.03	RF	86
K50415.01	RF	88
K50415.02	RF	88
K50510.01.MP	RF	90
K50510.01.OP	RF	90

ref.	inst.	pag.
K50510.01.SK	RF	90
K50510.02.MP	RF	90
K50510.02.OP	RF	90
K50510.02.SK	RF	90
K50510.03.MP	RF	91
K50510.03.OP	RF	91
K50510.03.SK	RF	91
K50515.01.MP	RF	93
K50515.01.OP	RF	93
K50515.01.SK	RF	93
K50522.01.MP	RF	97
K50522.01.OP	RF	97
K50522.01.SK	RF	97
K50522.02.MP	RF	97
K50522.02.OP	RF	97
K50522.02.SK	RF	97
K50523.01.MP	RF	95
K50523.01.OP	RF	95
K50523.01.SK	RF	95
K50523.02.MP	RF	95
K50523.02.OP	RF	95
K50523.02.SK	RF	95
K50600.01	RF	84
K50601.01	RF	85
K50700.01	WS	131
K50701.01	WS	130
K50702.01	WR	145
K50702.01	WS	126
K50703.01	WS	127
K50704.01	WS	122
K50705.01	WS	123
K50706.01	WS	121
K50707.01	WS	112
K50708.01	WS	114
K50709.01	WS	117
K50709.02	WS	117
K50709.03	WS	117
K50710.01	WS	118

ref.	inst.	pag.
K50710.02	WS	118
K50710.03	WS	118
K50800.01	RF	61
K50800.02	RF	61
K50800.03	RF	61
K50803.01	RF	63
K50803.02	RF	63
K50804.01	RF	62
K50805.01	RF	64
K50806.01	RF	65
K51000.01	SR	30
K51000.02	SR	30
K51000.03	SR	30
K51100.01	RF	45
K51100.02	RF	45
K51100.03	RF	45
K51101.01	RF	48
K51102.01	RF	50
K51103.01	RF	47
K51200.01	WR	152
K51201.01	WR	150
K51202.01	WR	151
K51203.01	WR	146
K51204.01	WR	147
K51205.01	WR	144
K51206.01	WR	143
K51207.01	WR	142
K51300.01	RF	42
K51300.01	SR	18
K51300.01	TK	157
K51300.01	TR	134
K51300.02	RF	42
K51300.02	SR	18
K51300.02	TK	157
K51300.02	TR	134
K51300.03	RF	42
K51300.03	TR	134
K51300.04	RF	43

ref.	inst.	pag.
K51300.05	RF	43
K51301.01	RF	41
K51301.02	RF	41
K51301.03	RF	41
K51400.01.BK	PN	165
K51400.01.BK	SR	29
K51400.01.GY	PN	165
K51400.01.GY	SR	29
K51400.01.W	PN	165
K51400.01.W	SR	29
K51500.01	TK	158
K51500.02	TK	158
K51500.03	TK	158
K51700.01	SR	22
K51700.02	SR	22
K51700.03	SR	22
K51700.04	SR	23
K51700.05	SR	23
K51700.06	SR	23
K51700.07	SR	23
K51701.01	SR	24
K51701.02	SR	24
K51701.03	SR	25
K51701.04	SR	25
K51701.05	SR	25
K51702.01	RF	76
K51702.02	RF	76
K51702.03	RF	76
K51702.04	RF	77
K51702.05	RF	77
K51702.06	RF	77
K51702.07	RF	77
K51703.01	RF	78
K51703.02	RF	78
K51703.03	RF	79
K51703.04	RF	79
K51704.01	RF	82
K51704.02	RF	82

ref.	inst.	pag.
K51704.03	RF	82
K51705.01	RF	83
K51705.02	RF	83
K51705.03	RF	83
K51706.01	SR	26
K51706.02	SR	26
K51706.03	SR	26
K53100.01	RF	73
K53100.02	RF	73
K53100.03	RF	73
K53105.01	RF	75
K53105.02	RF	75
K53105.03	RF	75
K53270.01	RF	66
K53271.01	RF	67
K53280.01	SR	21
K53300.01	RF	72
K53300.02	RF	72
K53300.03	RF	72
K55004.01	LED STRIPS	221
K55006.01	LED STRIPS	221
K55007.01	LED STRIPS	221
K55010.11	LED STRIPS	222
K55010.12	LED STRIPS	222
K55010.13	LED STRIPS	223
K55010.21	LED STRIPS	223
K55010.22	LED STRIPS	223
K55011.11	LED STRIPS	224
K55011.12	LED STRIPS	224
K55011.13	LED STRIPS	225
K55011.21	LED STRIPS	225
K55011.22	LED STRIPS	225
K60000.01	WS	191
K60001.01	WS	193
K60002.01	WS	176
K60003.01	WS	179
K60004.01	WS	180

ref.	inst.	pag.
K60005.01	WS	177
K60006.01	WS	188
K60007.01	WS	190
K60008.01	WS	194
K60009.01	WS	195
K60010.01	SR	171
K60011.01	SR	172
K60011.02	SR	172
K60011.03	SR	173
K60011.04	SR	173
K60102.01	WR	200
K60103.01	WR	201
K60104.01	WR	202
K60200.01	FL	210
K60200.02	FL	210
K60200.03	FL	210
K60201.01	WS	181
K60300.01	FL	211
K60300.02	FL	211
K60300.03	FL	211
K60301.01	WS	182
K60400.01	FL	214
K60400.02	FL	214
K60400.03	FL	214
K60401.01	WS	183
K60500.01	FL	215
K60500.02	FL	215
K60500.03	FL	215
K60501.01	WS	184
K60600.01	WS	185
K60600.01	FL	219
K60700.01	FL	217
K60700.02	FL	217
K60700.03	FL	217
K60701.01	WS	186

ref.	inst.	pag.
K3-CT.01.RF	ACCESSORY CIRCUIT TRACK	160
K3-CT.01.RF.DA	ACCESSORY CIRCUIT TRACK	160
K3-CT.01.SR	ACCESSORY CIRCUIT TRACK	160
K3-CT.01. SR.DA	ACCESSORY CIRCUIT TRACK	160
K3-CT.02.RF	ACCESSORY CIRCUIT TRACK	160
K3-CT.02. RF.DA	ACCESSORY CIRCUIT TRACK	160
K3-CT.02.SR	ACCESSORY CIRCUIT TRACK	160
K3-CT.02. SR.DA	ACCESSORY CIRCUIT TRACK	160
K3-CTC.01	ACCESSORY CIRCUIT TRACK	161
K3-CTCB.PN	ACCESSORY CIRCUIT TRACK	161
K3-CTL-C	ACCESSORY CIRCUIT TRACK	160
K3-CTL-C.DA	ACCESSORY CIRCUIT TRACK	160
K3-CTL-CA	ACCESSORY CIRCUIT TRACK	160
K3-CTL-CA.DA	ACCESSORY CIRCUIT TRACK	160
K3-CTMF	ACCESSORY CIRCUIT TRACK	160
K3-CTMF.DA	ACCESSORY CIRCUIT TRACK	160
K3-CTPS	ACCESSORY CIRCUIT TRACK	161
K3-CTPS.DA	ACCESSORY CIRCUIT TRACK	161
K3-CTSC	ACCESSORY CIRCUIT TRACK	161
K3-CTSC.DA	ACCESSORY CIRCUIT TRACK	161
K3-CTT-A	ACCESSORY CIRCUIT TRACK	160
K3-CTT-A.DA	ACCESSORY CIRCUIT TRACK	160
K3-CTT-X	ACCESSORY CIRCUIT TRACK	160
K3-CTT-X.DA	ACCESSORY CIRCUIT TRACK	160
K3-CTWS.PN	ACCESSORY CIRCUIT TRACK	161
KAC50150.01	ACCESSORY LUXO	58
KAC50150.02	ACCESSORY LUXO	58
KAC50150.03	ACCESSORY LUXO	58
KAC50151.01	ACCESSORY LUXO TILT	58
KAC50300.01	ACCESSORY LUXO DARA	59
KAC50300.02	ACCESSORY LUXO DARA	59
KAC50300.03	ACCESSORY LUXO DARA	59

ref.	inst.	pag.
KAC50510.01.RF	ACCESSORY CHESS	98
KAC50510.01.SR	ACCESSORY CHESS	98
KAC50510.01.TR	ACCESSORY CHESS	98
KAC50510.02.RF	ACCESSORY CHESS	98
KAC50510.02.SR	ACCESSORY CHESS	98
KAC50510.02.TR	ACCESSORY CHESS	98
KAC50510.03.RF	ACCESSORY CHESS	98
KAC50510.03.TR	ACCESSORY CHESS	98
KAC50510.PN	ACCESSORY CHESS	99
KAC50510.03.SR	ACCESSORY CHESS	98
KAC50515.01.RF	ACCESSORY CHESS	98
KAC50515.01.SR	ACCESSORY CHESS	98
KAC50515.01.TR	ACCESSORY CHESS	98
KACBOXDRIVER	ACCESSORY FLOW	229
KACDW	ACCESSORY FLOW	229
KACHC	HONEYCOMB ACCESSORY	238
KACKITLED1H	ACCESSORY	247
KACKITLED3H	ACCESSORY	247
KACRGB	ACCESSORY FLOW	229
KACRGB-DW	ACCESSORY FLOW	229
KACWIFI	ACCESSORY FLOW	229
KC50510.RF	ACCESSORY CHESS	98
KD57055	ACCESSORY FLOW	229
KD57056	ACCESSORY FLOW	229
KD57057	ACCESSORY FLOW	229
KD57058	ACCESSORY FLOW	229
KD57059	ACCESSORY FLOW	229
KD57060	ACCESSORY FLOW	229
KD57061	ACCESSORY FLOW	229
KD57062	ACCESSORY FLOW	229
KD57064	ACCESSORY FLOW	229
KD57065	ACCESSORY FLOW	229
KD57066/KD57067	ACCESSORY FLOW	229
KD57068/KD57069	ACCESSORY FLOW	229
KLB	GU10 LAMP	233
KP55001.01. SR.ALUMN	ACCESSORY FLOW	230
KP55001.01. SR.WH-WH	ACCESSORY FLOW	230

ref.	inst.	pag.
KP55002.01. SR.ALUMN	ACCESSORY FLOW	230
KP55002.01.SR.WH-WH	ACCESSORY FLOW	230
KP55003.01. RF.ALUMN	ACCESSORY FLOW	231
KP55004.01. SR.ALUMN	ACCESSORY FLOW	230
KP55004.01.SR.BK-BK	ACCESSORY FLOW	230
KP55005.01. RF.ALUMN	ACCESSORY FLOW	231
KP55005.01. RF.WH-WH	ACCESSORY FLOW	231
KP55006.01. TR.ALUMN	ACCESSORY FLOW	231
KP55006.01.TR.WH-WH	ACCESSORY FLOW	231
KPC55001.01	ACCESSORY FLOW	230
KPC55001H.01	ACCESSORY FLOW	230
KPC55002.01	ACCESSORY FLOW	230
KPC55002H.01	ACCESSORY FLOW	230
KPC55003.01	ACCESSORY FLOW	231
KPC55003H.01	ACCESSORY FLOW	231
KPC55004.01	ACCESSORY FLOW	230
KPC55004H.01	ACCESSORY FLOW	230
KPC55005.01	ACCESSORY FLOW	231
KPC55005H.01	ACCESSORY FLOW	231
KPC55006.01	ACCESSORY FLOW	231
KPC55006H.01	ACCESSORY FLOW	231
KPCUT	CUT COST	221
KPD55001.01.SR.OP	ACCESSORY FLOW	230
KPD55001.01.SR.OT	ACCESSORY FLOW	230
KPD55002.01.SR.OP	ACCESSORY FLOW	230
KPD55002.01.SR.OT	ACCESSORY FLOW	230
KPD55003.01.RF.OP	ACCESSORY FLOW	231
KPD55003.01.RF.OT	ACCESSORY FLOW	231
KPD55004.01.SR.OP	ACCESSORY FLOW	230
KPD55004.01.SR.OT	ACCESSORY FLOW	230
KPD55005.01.RF.OP	ACCESSORY FLOW	231
KPD55005.01.RF.OT	ACCESSORY FLOW	231
KPD55006.01.RF.OP	ACCESSORY FLOW	231
KPD55006.01.RF.OT	ACCESSORY FLOW	231

indoor

▲ K51706 disc mini rocco

indoor

SR

nses

K51300

ICON FLASH

ALUMINIUM | IP20 | IK06 | LIGHT DIRECTION FIXED | NON DIMMABLE | INTEGRATED | 0° | 0° | INDOOR | 220-240 V 50-60 Hz | LIFE 35.000h | WARRANTY 3 Years

Other installations / Otras instalaciones.

pag. 42 .RF
pag. 134 .TR
pag. 157 .TK

NSES	ref.	dimensions mm.	inst.	finish	optic options	power	CRI		K	eff. Lm/W	lumen max.	dimm opt.	tech opt.	watt max.	mA	sketch
	K51300	**.01** 137x35x80	**.SR**	●	■	**.ST**	**.9**	90	**.27**	70	835	▲	⬟	10	700	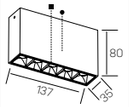
									.30	73	875					
									.40	76	915					
	-	-	● ext-int finish **.BK-BK | .WH-BK**				■ **.15 | .30 | .45**				▲ -		⬟ -	● ■ **K51300.01.SR.XX.XX.ST.9.XX**		

NSES	ref.	dimensions mm.	inst.	finish	optic options	power	CRI		K	eff. Lm/W	lumen max.	dimm opt.	tech opt.	watt max.	mA	sketch
	K51300	**.02** 270x35x80	**.SR**	●	■	**.ST**	**.9**	90	**.27**	68	1430	▲	⬟	20	600	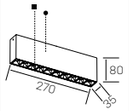
									.30	73	1530					
									.40	78	1630					
	-	-	● ext-int finish **.BK-BK | .WH-BK**				■ **.15 | .30 | .45**				▲ -		⬟ -	● ■ **K51300.02.SR.XX.XX.ST.9.XX**		

back
index

▲ K51300 nses

▲ K53280 disc detek k-select sensor

back

index

disc detek k-select sensor

ICON FLASH

indoor

SR

ALUMINIUM | IP20 | IK05 | LIGHT DIRECTION FIXED | NON DIMMABLE | 0° | 0° | INDOOR | 220-240 V 50-60 Hz | LIFE 35.000h | WARRANTY 3 Years

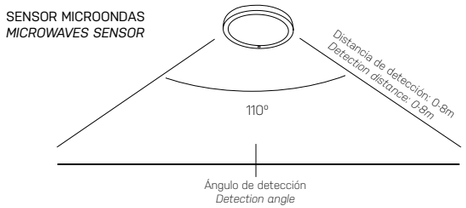

DISC DETEK K-SELECT SENSOR	ref.	dimensions mm.	inst.	finish	optic options	power	CRI		K*1	eff. Lm/W	lumen max.	dimm opt.	tech opt.	watt max.	mA	sketch
	K53280	**.01** Ø220x30	**.SR**	●	■	**.ST**	**.8**	80	**.30**	87	1470	▲	⬟	18		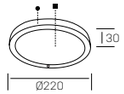
									.40	94	1600					
									.60	93	1580					
	-	-		● ext-int finish **.WH-WH**			■ **.OP**		▲ -				⬟ -			● ■ **K53280.01.SR.XX.OP.ST.8.01**

*1 *The luminaire includes three color temperatures (3000K-4000K-6000K), manually selectable before its installation by switch.* / La luminaria incluye las tres temperaturas de color (3000K-4000K-6000K), seleccionables de forma manual antes de su instalación mediante switch.
*2 *K-select model is indicated by .01 in the nomenclature.* / El modelo k-select, se indica con .01 en la nomenclatura.

disc slim

K51700

indoor

SR

ICON FLASH

ALUMINIUM | IP43 | IK03 | LIGHT DIRECTION FIXED | DIM OPTIONAL | INTEGRATED | 0° | 0° | INDOOR | 220-240 V 50-60 Hz | LIFE 35.000h | WARRANTY 3 Years | CE

Other installations / Otras instalaciones.

pag. 82 .RF

DISC SLIM	ref.	dimensions mm.	inst.	finish	optic options	power	CRI		K	eff. Lm/W	lumen max.	dimm opt.	tech opt.	watt max.	mA	sketch
	K51700	**.01** Ø90x35	**.SR**	●	■	**.ST**	**.8**	80	**.30**	69	430	▲	⬟	6	160	
									.40	72	450					
	-	-	● ext-int finish **.BK-BK | .WH-WH**		■ **.OP**		▲*1 **.DA | .PU | .D1 | .PC**						⬟ -			● ■ ▲ **K51700.01.SR.XX.0P.ST.8.XX.XX**

DISC SLIM	ref.	dimensions mm.	inst.	finish	optic options	power	CRI		K	eff. Lm/W	lumen max.	dimm opt.	tech opt.	watt max.	mA	sketch
	K51700	**.02** Ø145x35	**.SR**	●	■	**.ST**	**.8**	80	**.30**	94	1170	▲	⬟	12	300	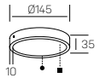
									.40	95	1190					
	-	-	● ext-int finish **.BK-BK | .WH-WH**		■ **.OP**		▲*1 **.DA | .PU | .D1 | .PC**						⬟ -			● ■ ▲ **K51700.02.SR.XX.0P.ST.8.XX.XX**

DISC SLIM	ref.	dimensions mm.	inst.	finish	optic options	power	CRI		K	eff. Lm/W	lumen max.	dimm opt.	tech opt.	watt max.	mA	sketch
	K51700	**.03** Ø225x35	**.SR**	●	■	**.ST**	**.8**	80	**.30**	98	2350	▲	⬟	24	600	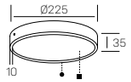
									.40	100	2400					
	-	-	● ext-int finish **.BK-BK | .WH-WH**		■ **.OP**		▲*1 **.DA | .PU | .D1 | .PC**						⬟ -			● ■ ▲ **K51700.03.SR.XX.0P.ST.8.XX.XX**

*1 *Dimmable driver for models .01, .02, .03 needs to be remote.* / El driver dimable para los modelos .01, .02, .03 va en remoto.

back

index

DISC SLIM	ref.	dimensions mm.	inst.	finish	optic options	power	CRI		K	eff. Lm/W	lumen max.	dimm opt.	tech opt.	watt max.	mA	sketch
	K51700	**.04** Ø300x40	**.SR**	●	■	**.ST**	**.8**	80	**.30**	98	2350	▲	⬟	24	600	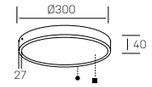
									.40	100	2400					
	-	-	● ext-int finish **.BK-BK | .WH-WH**		■ **.OP**		▲ **.DA | .PU | .D1 | .PC** *2						⬟ -			● ■ ▲ **K51700.04.SR.XX.0P.ST.8.XX.XX**

DISC SLIM	ref.	dimensions mm.	inst.	finish	optic options	power	CRI		K	eff. Lm/W	lumen max.	dimm opt.	tech opt.	watt max.	mA	sketch
	K51700	**.05** Ø400x40	**.SR**	●	■	**.ST**	**.8**	80	**.30**	97	3450	▲	⬟	38	900	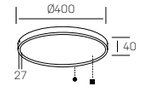
									.40	98	3500					
	-	-	● ext-int finish **.BK-BK | .WH-WH**		■ **.OP**		▲ **.DA | .PU | .D1**						⬟ -			● ■ ▲ **K51700.05.SR.XX.0P.ST.8.XX.XX**

DISC SLIM	ref.	dimensions mm.	inst.	finish	optic options	power	CRI		K	eff. Lm/W	lumen max.	dimm opt.	tech opt.	watt max.	mA	sketch
	K51700	**.06** Ø500x40	**.SR**	●	■	**.ST**	**.8**	80	**.30**	89	4200	▲	⬟	48	1200	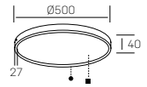
									.40	90	4250					
	-	-	● ext-int finish **.BK-BK | .WH-WH**		■ **.OP**		▲ **.DA | .PU | .D1 | .PC** *2						⬟ -			● ■ ▲ **K51700.06.SR.XX.0P.ST.8.XX.XX**

DISC SLIM	ref.	dimensions mm.	inst.	finish	optic options	power	CRI		K	eff. Lm/W	lumen max.	dimm opt.	tech opt.	watt max.	mA	sketch
	K51700	**.07** Ø600x40	**.SR**	●	■	**.ST**	**.8**	80	**.30**	87	4850	▲	⬟	56	1400	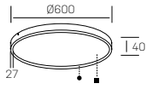
									.40	88	4900					
	-	-	● ext-int finish **.BK-BK | .WH-WH**		■ **.OP**		▲ **.DA | .PU | .D1**						⬟ -			● ■ ▲ **K51700.07.SR.XX.0P.ST.8.XX.XX**

*2 *Dimmable PC driver for models .04 and .06 needs to be remote.* / El driver dimable PC para los modelos .04 y 06 va en remoto.

disc slim sq

K51701

indoor

SR

ICON FLASH

ALUMINIUM | IP43 | IK03 | LIGHT DIRECTION FIXED | DIM OPTIONAL | INTEGRATED | 0° | 0° | INDOOR | 220-240 V 50-60 Hz | LIFE 35.000h | WARRANTY 3 Years | CE

Other installations / Otras instalaciones.

pag. 83 .RF

DISC SLIM SQ	ref.	dimensions mm.	inst.	finish	optic options	power	CRI		K	eff. Lm/W	lumen max.	dimm opt.	tech opt.	watt max.	mA	sketch
	K51701	.01 90x90x35	.SR	●	■	.ST	.8	80	.30	69	430	▲	⬟	6	160	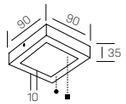
									.40	72	450					
	-	-	● ext-int finish .BK-BK | .WH-WH		■ .OP		▲*1 .DA | .PU | .D1 | .PC					⬟ -				● ■ ▲ K51701.01.SR.XX.OP.SR.8.XX.XX

DISC SLIM SQ	ref.	dimensions mm.	inst.	finish	optic options	power	CRI		K	eff. Lm/W	lumen max.	dimm opt.	tech opt.	watt max.	mA	sketch
	K51701	.02 145x145x35	.SR	●	■	.ST	.8	80	.30	94	1170	▲	⬟	12	300	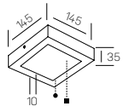
									.40	95	1190					
	-	-	● ext-int finish .BK-BK | .WH-WH		■ .OP		▲*1 .DA | .PU | .D1 | .PC					⬟ -				● ■ ▲ K51701.02.SR.XX.OP.SR.8.XX.XX

*1 All dimmable drivers for models .01, .02, .03 and .PC dimmable .04 needs to be remote. / Los drivers dimables para los modelos .01, .02, .03 y driver dimable .PC.04 va en remoto.

back

index

▲ K51701 disc slim sq ▲ K55006 flow

DISC SLIM SQ	ref.	dimensions mm.	inst.	finish	optic options	power	CRI		K	eff. Lm/W	lumen max.	dimm opt.	tech opt.	watt max.	mA	sketch
	K51701	.03 225x225x35	.SR	●	■	.ST	.8	80	.30	99	2350	▲	⬟	24	600	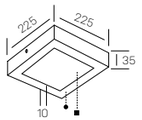
									.40	100	2400					
	-	-	● ext-int finish .BK-BK | .WH-WH		■ .OP		▲*1 .DA | .PU | .D1 | .PC					⬟ -				● ■ ▲ K51701.03.SR.XX.OP.SR.8.XX.XX

DISC SLIM SQ	ref.	dimensions mm.	inst.	finish	optic options	power	CRI		K	eff. Lm/W	lumen max.	dimm opt.	tech opt.	watt max.	mA	sketch
	K51701	.04 300x300x40	.SR	●	■	.ST	.8	80	.30	99	2350	▲	⬟	24	600	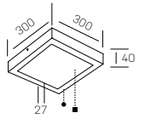
									.40	100	2400					
	-	-	● ext-int finish .BK-BK | .WH-WH		■ .OP		▲ .DA | .PU | .D1 | .PC*1					⬟ -				● ■ ▲ K51701.04.SR.XX.OP.SR.8.XX.XX

DISC SLIM SQ	ref.	dimensions mm.	inst.	finish	optic options	power	CRI		K	eff. Lm/W	lumen max.	dimm opt.	tech opt.	watt max.	mA	sketch
	K51701	.05 400x400x40	.SR	●	■	.ST	.8	80	.30	97	3450	▲	⬟	36	900	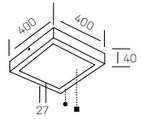
									.40	98	3500					
	-	-	● ext-int finish .BK-BK | .WH-WH		■ .OP		▲ .DA | .PU | .D1					⬟ -				● ■ ▲ K51701.05.SR.XX.OP.SR.8.XX.XX

*1 All dimmable drivers for models .01, .02, .03 and .PC dimmable .04 needs to be remote. / Los drivers dimables para los modelos .01, .02, .03 y driver dimable .PC.04 va en remoto.

indoor

SR

disc mini rocco

K51706

ICON FLASH

ALUMINIUM | IP20 | IK02 | LIGHT DIRECTION FIXED | NON DIMMABLE | INTEGRATED | 0° | 0° | INDOOR | 220-240 V 50-60 Hz | LIFE 35.000h | WARRANTY 3 Years | CE

DISC MINI ROCCO	ref.	dimensions mm.	inst.	finish	optic options	power	CRI		K	eff. Lm/W	lumen max.	dimm opt.	tech opt.	watt max.	mA	sketch
	K51706	**.01** Ø90x65	**.SR**	●	■	**.ST**	**.8**	80	**.30**	90	760	▲	⬟	8	300	
									.40	100	845					
	-	-	● ext-int finish **.BK-BK | .WH-WH**				■ **.OP**		▲ -				⬟ -	**K51706.01.SR.XX.OP.ST.8.XX**		

DISC MINI ROCCO	ref.	dimensions mm.	inst.	finish	optic options	power	CRI		K	eff. Lm/W	lumen max.	dimm opt.	tech opt.	watt max.	mA	sketch
	K51706	**.02** Ø120x65	**.SR**	●	■	**.ST**	**.8**	80	**.30**	100	1250	▲	⬟	12	300	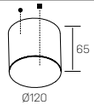
									.40	110	1380					
	-	-	● ext-int finish **.BK-BK | .WH-WH**				■ **.OP**		▲ -				⬟ -	**K51706.02.SR.XX.OP.ST.8.XX**		

DISC MINI ROCCO	ref.	dimensions mm.	inst.	finish	optic options	power	CRI		K	eff. Lm/W	lumen max.	dimm opt.	tech opt.	watt max.	mA	sketch
	K51706	**.03** Ø140x65	**.SR**	●	■	**.ST**	**.8**	80	**.30**	97	1600	▲	⬟	16	400	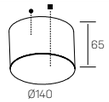
									.40	110	1815					
	-	-	● ext-int finish **.BK-BK | .WH-WH**				■ **.OP**		▲ -				⬟ -	**K51706.03.SR.XX.OP.ST.8.XX**		

back

index

▲ K51706 disc mini rocco

▲ K51400 chas

chas

K51400

ICON FLASH

indoor

SR

PC | IP20 | IK05 | LIGHT DIRECTION FIXED | NON DIMMABLE | INTEGRATED | 0° | 0° | INDOOR | 220-240 V 50-60 Hz | LIFE 35.000h | WARRANTY 3 Years

Other installations / Otras instalaciones.

pag. 165 .PN

CHAS	ref.	dimensions mm.	inst.	finish	optic options	power	CRI		K	eff. Lm/W	lumen max.	dimm opt.	tech opt.	watt max.	mA	sketch
	K51400	**.01** Ø460x150	**.SR**	●	■	**.ST**	**.8**	80	**.30**	100	3000	▲	⬟	30	300	
	-	-		● ext-int finish **.BK-WH | GY-WH | .WH-WH**			■ **.OP**		▲ -			⬟ -		● ■ **K51400.01.SR.XX.OP.ST.8.30**		

back

index

indoor

SR

eryl

K51000

ICON FLASH

ALUMINIUM | IP20 | IK06 | LIGHT DIRECTION FIXED | NON DIMMABLE | INTEGRATED | 0° | 0° | INDOOR | 220-240 V 50-60 Hz | LIFE 35.000h | WARRANTY 3 Years | CE

ERYL	ref.	dimensions mm.	inst.	finish	optic options	power	CRI		K	eff. Lm/W*	lumen max.*	dimm opt.	tech opt.	watt max.	mA	sketch
	K51000	**.01** Ø65x45	**.SR**	●	■	**.ST**	**.8**	80	**.30**	71	570	▲	⬟	8	-	
									.40	74	592					
	-	-	● ext-int finish **.BK-BK | .WH-WH**				■ **.36**		▲ -				⬟ -			● ■ **K51000.01.SR.XX.36.ST.8.XX**

ERYL	ref.	dimensions mm.	inst.	finish	optic options	power	CRI		K	eff. Lm/W*	lumen max.*	dimm opt.	tech opt.	watt max.	mA	sketch
	K51000	**.02** Ø80x55	**.SR**	●	■	**.ST**	**.8**	80	**.30**	74	888	▲	⬟	12	-	
									.40	77	920					
	-	-	● ext-int finish **.BK-BK | .WH-WH**				■ **.36**		▲ -				⬟ -			● ■ **K51000.02.SR.XX.36.ST.8.XX**

ERYL	ref.	dimensions mm.	inst.	finish	optic options	power	CRI		K	eff. Lm/W*	lumen max.*	dimm opt.	tech opt.	watt max.	mA	sketch
	K51000	**.03** Ø95x65	**.SR**	●	■	**.ST**	**.8**	80	**.30**	72	1430	▲	⬟	20	-	
									.40	76	1520					
	-	-	● ext-int finish **.BK-BK | .WH-WH**				■ **.36**		▲ -				⬟ -			● ■ **K51000.03.SR.XX.36.ST.8.XX**

** Please might expect a max. 15% value reduction in finishes other than white.* / Puede haber una reducción máx. del 15% en el dato de los acabados distintos al blanco.

back

index

luxo aura

K50155

ICON FLASH

indoor

SR

ALUMINIUM | IP20 | IK05 | LIGHT DIRECTION ADJUSTABLE | DIM OPTIONAL | INTEGRATED | 360° | 355° | INDOOR | 220-240 V 50-60 Hz | LIFE 35.000h | WARRANTY 3 Years | CE

LUXO AURA	ref.	dimensions mm.	inst.	finish	optic options	power	CRI		K	eff. Lm/W*1	lumen max.*1	dimm opt.	tech opt.	watt max.	mA	sketch
	K50155	**.01** 94x45x90	**.SR**	●	■	**.ST**	**.9**	90	**.30**	83	580	▲	⬟	7	200	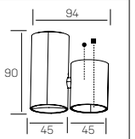
									.40	96	670					
	-	-	● ext-int finish **.BK-BK | .WH-WH**				■ **.38**		▲*2 **.DA | .PU | .D1 | .PC**				⬟ -			● ■ ▲ **K50155.01.SR.XX.38.ST.9.XX.XX**

**1 Please might expect a max. 15% value reduction in finishes other than white.* / Puede haber una reducción máx. del 15% en el dato de los acabados distintos al blanco.
**2 Dimmable driver for luminaire needs to be remote.* / El driver dimable para la luminaria va en remoto.

▲ K50710 sasha ▲ K51000 eryl

indoor

SR

luxo lur

K50154

ICON FLASH

ALUMINIUM | IP20 | IK05 | LIGHT DIRECTION FIXED | DIM OPTIONAL | INTEGRATED | 0° | 0° | INDOOR | 220-240 V 50-60 Hz | LIFE 35.000h | WARRANTY 3 Years | CE

LUXO LUR	ref.	dimensions mm.	inst.	finish	optic options	power	CRI		K	eff. Lm/W	lumen max.	dimm opt.	tech opt.	watt max.	mA	sketch
	K50154	**.01** Ø78x102	**.SR**	●	■	**.ST**	**.9**	90	**.30**	72	722	▲	⬟	10	300	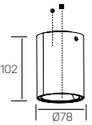
									.40	78	783					
	-	-	● ext-int finish **.BK-SB | .WH-SB**				■ **.38**		▲ *1 **.DA | .PU | .D1 | .PC**				⬟	● ■ ▲ **K50154.01.SR.XX.38.ST.9.XX.XX**		

*1 *Dimmable driver for luminaire needs to be remote.* / El driver dimable para la luminaria va en remoto.

back

index

moon totem

K50133

ICON FLASH

ALUMINIUM | IP65 | IK05 | LIGHT DIRECTION FIXED | NON DIMMABLE | GU10 | 0° | 0° | INDOOR OUTDOOR | 110-240 V 50-60 Hz | HONEYCOMB | LIFE 35.000h | WARRANTY 3 Years | CE

GU Lamps / Lamparas GU.

pag. 233 GU

MOON TOTEM	ref.	dimensions mm.	inst.	finish	optic options	power	CRI		K	eff. Lm/W	lumen max.	dimm opt.	tech opt.	watt max.	mA	sketch
	K50133	**.01** Ø80x117	**.SR**	●	■	-	-	-	-	-	-	▲	⬟	8W LED	-	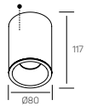
									-	-	-					
									-	-	-					
	-	-	● ext-int finish **.WH-WH | .BK-BK**				■ **.GU**		▲ -				⬟	● ■ **K50133.01.SR.XX.GU**		

K60011 storm pro k-select ▲

K50133 moon totem ▲

▲ K60005 tuile

RECESSED WITH FRAME

▲ noon family

▲ K51301 nses tilt

back

index



nses tilt

K51301

indoor

ICON FLASH

ALUMINIUM | IP20 IP23 | IK06 | LIGHT DIRECTION ADJUSTABLE | DIM OPTIONAL | REMOTE | 15° | 0° | INDOOR | 220-240 V 50-60 Hz | LIFE 35.000h | WARRANTY 3 Years

RF

NSES TILT	ref.	dimensions mm.	inst.	finish	optic options	power	CRI		K	eff. Lm/W	lumen max.	dimm opt.	tech opt.	watt max.	mA	sketch
	K51301	**.01** 123x58x48.5	**.RF**	●	■	**.ST**	**.9**	90	**.27**	69	480	▲	⬟	6	700	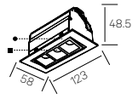
									.30	74	520					
									.40	80	560					
	115x45 mm.	20 mm.		● ext-int finish **.BK-BK-BK | .WH-BK-BK**			■ **.15 | .30 | .45**				▲ **.DA | .PU**	⬟				● ■ ▲ **K51301.01.RF.XX.XX.ST.9.XX.XX**

NSES TILT	ref.	dimensions mm.	inst.	finish	optic options	power	CRI		K	eff. Lm/W	lumen max.	dimm opt.	tech opt.	watt max.	mA	sketch
	K51301	**.02** 167x58x48.5	**.RF**	●	■	**.ST**	**.9**	90	**.27**	70	835	▲	⬟	10	700	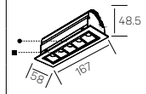
									.30	73	875					
									.40	76	915					
	155x45 mm.	20 mm.		● ext-int finish **.BK-BK-BK | .WH-BK-BK**			■ **.15 | .30 | .45**				▲ **.DA | .PU | .D1**	⬟				● ■ ▲ **K51301.02.RF.XX.XX.ST.9.XX.XX**

NSES TILT	ref.	dimensions mm.	inst.	finish	optic options	power	CRI		K	eff. Lm/W	lumen max.	dimm opt.	tech opt.	watt max.	mA	sketch
	K51301	**.03** 300x58x48.5	**.RF**	●	■	**.ST**	**.9**	90	**.27**	68	1430	▲	⬟	20	600	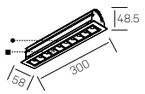
									.30	73	1530					
									.40	78	1630					
	290x45 mm.	20 mm.		● ext-int finish **.BK-BK-BK | .WH-BK-BK**			■ **.15 | .30 | .45**				▲ **.DA | .PU | .D1 | .PC**	⬟				● ■ ▲ **K51301.03.RF.XX.XX.ST.9.XX.XX**

nses

K51300

indoor

RF

ICON FLASH

ALUMINIUM | IP20 IP23 | IK06 | LIGHT DIRECTION FIXED | DIM OPTIONAL | REMOTE | 0° | 0° | INDOOR | 220-240 V 50-60 Hz | LIFE 35.000h | WARRANTY 3 Years | CE

NSES	ref.	dimensions mm.	inst.	finish	optic options	power	CRI		K	eff. Lm/W	lumen max.	dimm opt.	tech opt.	watt max.	mA	sketch
	K51300	.01 45x45x50	.RF	●	■	.ST	.9	90	.27	58	175	▲	⬟	2	700	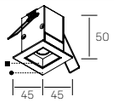
									.30	62	185					
									.40	65	195					
	37x37 mm.	20 mm.		● ext-int finish .BK-BK | .WH-BK			■ .15 | .30 | .45				▲* .DA | .PU	⬟				● ■ ▲ K51300.01.RF.XX.XX.ST.9.XX.XX

NSES	ref.	dimensions mm.	inst.	finish	optic options	power	CRI		K	eff. Lm/W	lumen max.	dimm opt.	tech opt.	watt max.	mA	sketch
	K51300	.02 75x45x50	.RF	●	■	.ST	.9	90	.27	67	335	▲	⬟	4	700	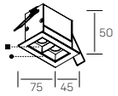
									.30	69	345					
									.40	71	355					
	68x37 mm.	20 mm.		● ext-int finish .BK-BK | .WH-BK			■ .15 | .30 | .45				▲* .DA | .PU | .D1	⬟				● ■ ▲ K51300.02.RF.XX.XX.ST.9.XX.XX

NSES	ref.	dimensions mm.	inst.	finish	optic options	power	CRI		K	eff. Lm/W	lumen max.	dimm opt.	tech opt.	watt max.	mA	sketch
	K51300	.03 105x45x50	.RF	●	■	.ST	.9	90	.27	69	480	▲	⬟	6	700	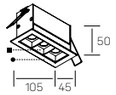
									.30	74	520					
									.40	80	560					
	96x37 mm.	20 mm.		● ext-int finish .BK-BK | .WH-BK			■ .15 | .30 | .45				▲ .DA | .PU	⬟				● ■ ▲ K51300.03.RF.XX.XX.ST.9.XX.XX

*1 / *2 *Dimming options require the combination of a minimum of 3 luminaires/2 luminaires respectively.* / Las opciones de regulación necesitan la combinación de un mínimo de 3 luminarias/2 luminarias respectivamente.

back

index

nses

K51300

indoor

ICON FLASH

ALUMINIUM | IP20 IP23 | IK06 | LIGHT DIRECTION FIXED | DIM OPTIONAL | REMOTE | 0° | 0° | INDOOR | 220-240 V 50-60 Hz | LIFE 35.000h | WARRANTY 3 Years | CE

RF

Other installations / Otras instalaciones.

pag. 18 .SR

pag. 134 .TR

pag. 157 .TK

NSES	ref.	dimensions mm.	inst.	finish	optic options	power	CRI		K	eff. Lm/W	lumen max.	dimm opt.	tech opt.	watt max.	mA	sketch
	K51300	.04 147x45x50	.RF	●	■	.ST	.9	90	.27	70	835	▲	⬟	10	700	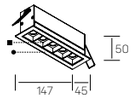
									.30	73	875					
									.40	76	915					
	140x37 mm.	20 mm.		● ext-int finish .BK-BK | .WH-BK			■ .15 | .30 | .45				▲ .DA | .PU | .D1	⬟				● ■ ▲ K51300.04.RF.XX.XX.ST.9.XX.XX

NSES	ref.	dimensions mm.	inst.	finish	optic options	power	CRI		K	eff. Lm/W	lumen max.	dimm opt.	tech opt.	watt max.	mA	sketch
	K51300	.05 280x45x50	.RF	●	■	.ST	.9	90	.27	68	1430	▲	⬟	20	600	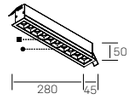
									.30	73	1530					
									.40	78	1630					
	273x37 mm.	20 mm.		● ext-int finish .BK-BK | .WH-BK			■ .15 | .30 | .45				▲ .DA | .PU | .D1 | .PC	⬟				● ■ ▲ K51300.05.RF.XX.XX.ST.9.XX.XX

make your versus style

back

index

versus

K51100

indoor

ICON FLASH

RF

VERSUS	ref.	dimensions mm.	inst.	finish	optic options	power	CRI		K	eff. Lm/W*1	lumen max.*1	dimm opt.	tech opt.	watt max.	mA	sketch
	K51100	**.01** Ø60x70	**.RF**	●	■	**.ST**	**.8**	80	**.30**	74	400	▲	⬟	5	120	
									.40	77	420					
	55 mm.	20 mm.	● ext-int finish **.BK-BK | .BK-GC. | .BK-WH .WH-BK | WH-GC | WH-WH**				■ **.38**		▲ **.DA | .PU | .D1 | .PC**		⬟ -			● ■ ▲ **K51100.01.RF.XX.38.ST.8.XX.XX**		

VERSUS	ref.	dimensions mm.	inst.	finish	optic options	power	CRI		K	eff. Lm/W*1	lumen max.*1	dimm opt.	tech opt.	watt max.	mA	sketch
	K51100	**.02** Ø73x87	**.RF**	●	■	**.ST**	**.8**	80	**.30**	75	885	▲	⬟	10	250	
									.40	82	965					
	66 mm.	20 mm.	● ext-int finish **.BK-BK | .BK-GC. | .BK-WH .WH-BK | WH-GC | WH-WH**				■ **.38**		▲ **.DA | .PU | .PC**		⬟ -			● ■ ▲ **K51100.02.RF.XX.38.ST.8.XX.XX**		

VERSUS	ref.	dimensions mm.	inst.	finish	optic options	power	CRI		K	eff. Lm/W*1	lumen max.*1	dimm opt.	tech opt.	watt max.	mA	sketch
	K51100	**.03** Ø80x100	**.RF**	●	■	**.ST**	**.8**	80	**.30**	91	1275	▲	⬟	15	350	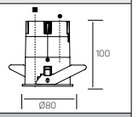
									.40	91	1275					
	75 mm.	20 mm.	● ext-int finish **.BK-BK | .BK-GC. | .BK-WH .WH-BK | WH-GC | WH-WH**				■ **.38**		▲ **.DA | .PU | .D1 | .PC**		⬟ -			● ■ ▲ **K51100.03.RF.XX.38.ST.8.XX.XX**		

**1 Please might expect a max. 15% value reduction in finishes other than white.* / Puede haber una reducción máx. del 15% en el dato de los acabados distintos al blanco.

versus litl

K51103

ICON FLASH

indoor

RF

ALUMINIUM | IP20 IP32 | IK05 | LIGHT DIRECTION FIXED | DIM OPTIONAL | REMOTE | 0° | 0° | INDOOR | 220-240 V 50-60 Hz | LIFE 35.000h | WARRANTY 3 Years

VERSUS LITL	ref.	dimensions mm.	inst.	finish	optic options	power	CRI		K	eff. Lm/W*1	lumen max.*1	dimm opt.	tech opt.	watt max.	mA	sketch
	K51103	.01 Ø44x40	.RF	●	■	.ST	.8	80	.27	30	90	▲	⬟	3	600	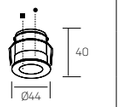
									.30	44	133					
									.40	44	133					
	Ø40	20 mm.	● ext-int finish .GC-BK | .WH-BK			■ .30				▲*2 .DA | .PU | .D1		⬟			● ■ ▲ K51103.01.RF.XX.30.ST.8.X.XX	

*1 *Please might expect a max. 15% value reduction in finishes other than white.* / Puede haber una reducción máx. del 15% en el dato de los acabados distintos al blanco.
*2 *Dimming options require the combination of a minimum of 3 luminaires.* / Las opciones de regulación necesitan la combinación de un mínimo de 3 luminarias.

back

index

indoor

RF

versus muzzy

K51101

ICON FLASH

ALUMINIUM | IP20 IP33 | IK05 | LIGHT DIRECTION FIXED | DIM OPTIONAL | REMOTE | 0° | 0° | INDOOR | 220-240 V 50-60 Hz | LIFE 35.000h | WARRANTY 3 Years

VERSUS MUZZY	ref.	dimensions mm.	inst.	finish	optic options	power	CRI		K	eff. Lm/W*1	lumen max.*1	dimm opt.	tech opt.	watt max.	mA	sketch
	K51101	**.01** Ø56x72	**.RF**	●	■	**.ST**	**.9**	90	**.27**	70	565	▲	⬟	8	200	72 Ø56
									.30	70	565					
									.40	72	575					
	Ø48	20 mm.		● ext-int finish **.BK-BK | .WH-WH**			■ **.16 | .25 | .36**			▲ **.DA | .PU | .D1**			⬟			● ■ ▲ **K51101.01.RF.XX.XX.ST.9.XX.XX**

*1 *Please might expect a max. 15% value reduction in finishes other than white.* / Puede haber una reducción máx. del 15% en el dato de los acabados distintos al blanco.

back

index

▲ K51101 versus muzzy

indoor

RF

versus muzzy sq

K51102

ICON FLASH

ALUMINIUM | IP20 IP33 | IK05 | LIGHT DIRECTION FIXED | DIM OPTIONAL | REMOTE | 0° | 0° | INDOOR | 220-240 V 50-60 Hz | LIFE 35.000h | WARRANTY 3 Years

VERSUS MUZZY SQ	ref.	dimensions mm.	inst.	finish	optic options	power	CRI		K	eff. Lm/W*1	lumen max.*1	dimm opt.	tech opt.	watt max.	mA	sketch
	K51102	**.01** 56x56x72	**.RF**	●	■	**.ST**	**.9**	90	**.27**	50	565	▲	⬟	9	200	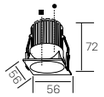
									.30	52	565					
									.40	54	575					
	48x48 mm	20 mm.	● ext-int finish **.BK-BK | .WH-WH**				■ **.16 | .25 | .36**			▲ **.DA | .PU | .D1**			⬟	● ■ ▲ **K51102.01.RF.XX.XX.ST.9.XX.XX**		

*1 *Please might expect a max. 15% value reduction in finishes other than white.* / Puede haber una reducción máx. del 15% en el dato de los acabados distintos al blanco.

back

index

▲ K51102 muzzy sq

indoor

RF

luxo tilt

K50151

ICON FLASH

ALUMINIUM | IP20 / IP32 | IK05 | LIGHT DIRECTION ADJUSTABLE | DIM OPTIONAL | UGR ≤ 19

REMOTE | 20° | 0° | INDOOR | 220-240 V 50-60 Hz

LIFE 35.000h | WARRANTY 3 Years

LUXO TILT	ref.	dimensions mm.	inst.	finish	optic options	power	CRI		K	eff. Lm/W*1	lumen max.*1	dimm opt.	tech opt.	watt max.	mA	sketch
	K50151	.01 Ø105x73	.RF	●	■	.ST	.9	90	.27	63	810	▲	⬟	12	300	73 Ø105
									.30	66	850					
									.40	68	880					
	Ø95	10 mm.		● ext-int finish .BK-BK | .WH-WH			■*2 .15 | .25 | .38 | .60				▲ .DA | .PU | .D1 | .PC	⬟ -				● ■ ▲ K50151.01.RF.XX.XX.ST.9.XX XX

*1 *Please might expect a max. 15% value reduction in finishes other than white.* / Puede haber una reducción máx. del 15% en el dato de los acabados distintos al blanco.
*2 *UGR≤19 only for optic options 15° and 25°. Luminaire sold with a default of 38° degrees. Options for optics range from 15°, 25° and 60°. Please see the accesories page for more infomation. All accessories are shipped without being mounted to the luminaire.* / UGR≤19 solo en opciones ópticas 15° and 25°. Ver las opciones de ópticas 15°, 25° y 60° en la página de accesorios. La luminaria se vende con 38 ° por defecto. Los accesorios se envían sin montar en la luminaria.

back

index

▲ K50151 luxo tilt

▲ K50153 luxo ip65

luxo IP65

K50153

ICON FLASH

indoor

ALUMINIUM | IP20 IP65 | IK05 | LIGHT DIRECTION FIXED | DIM OPTIONAL | REMOTE | 0° | 0° | INDOOR OUTDOOR | 220-240 V 50-60 Hz | LIFE 35.000h | WARRANTY 3 Years

RF

LUXO IP65	ref.	dimensions mm.	inst.	finish	optic options	power	CRI		K	eff. Lm/W*[1]	lumen max.*[1]	dimm opt.	tech opt.	watt max.	mA	sketch
	K50153	**.01** Ø85x55	**.RF**	●	■	**.ST**	**.9**	90	**.27**	85	1065	▲	⬟	12	300	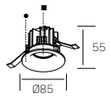
									.30	86	1075					
									.40	88	1100					
	Ø76	10 mm.		● ext-int finish **.BK-BK | .WH-WH**			■ 15 | 25 | **.38** | 60			▲ **.DA | .PU | .D1 | .PC**		⬟			● ■ ▲ **K50153.01.RF.XX.38.ST.9.XX.XX**

*[1] *Please might expect a max. 15% value reduction in finishes other than white.* / Puede haber una reducción máx. del 15% en el dato de los acabados distintos al blanco.
*[2] *UGR≤19 only for optic options 15° and 25°. Luminaire sold with a default of 38° degrees. Options for optics range from 15°, 25° and 60°. Please see the accesories page for more infomation. All accessories are shipped without being mounted to the luminaire.* / UGR≤19 solo en opciones ópticas 15° and 25°. Ver las opciones de ópticas 15°, 25° y 60° en la página de accesorios. La luminaria se vende con 38 ° por defecto. Los accesorios se envían sin montar en la luminaria.

back
index

indoor

RF

luxo

K50150

ICON FLASH

ALUMINIUM | IP20 IP32 | IK05 | LIGHT DIRECTION FIXED | DIM OPTIONAL | UGR ≤ 19

REMOTE | 0° | 0° | INDOOR | 220-240 V 50-60 Hz

LIFE 35.000h | WARRANTY 3 Years | CE

LUXO	ref.	dimensions mm.	inst.	finish	optic options	power	CRI		K	eff. Lm/W*1	lumen max.*1	dimm opt.	tech opt.	watt max.	mA	sketch
	K50150	**.01** Ø85x65	**.RF**	●	■	**.ST**	**.9**	90	**.27**	92	780	▲	⬟	8	200	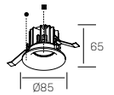
									.30	95	800					
									.40	100	860					
	Ø76	10 mm.		● ext-int finish **.BK-BK | .WH-WH**			■*2 15 | 25 | **.38** | 60				▲ **.DA | .PU | .D1 | .PC**	⬟		● ■ ▲ **K50150.01.RF.XX.38.ST.9.XX.XX**		

LUXO	ref.	dimensions mm.	inst.	finish	optic options	power	CRI		K	eff. Lm/W*1	lumen max.*1	dimm opt.	tech opt.	watt max.	mA	sketch
	K50150	**.02** Ø100x75	**.RF**	●	■	**.ST**	**.9**	90	**.27**	85	1065	▲	⬟	12	250	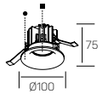
									.30	88	1100					
									.40	90	1130					
	Ø90	10 mm.		● ext-int finish **.BK-BK | .WH-WH**			■*2 15 | 25 | **.38** | 60				▲ **.DA | .PU | .D1 | .PC**	⬟		● ■ ▲ **K50150.02.RF.XX.XX.ST.9.XX.XX**		

LUXO	ref.	dimensions mm.	inst.	finish	optic options	power	CRI		K	eff. Lm/W*1	lumen max.*1	dimm opt.	tech opt.	watt max.	mA	sketch
	K50150	**.03** Ø120x98	**.RF**	●	■	**.ST**	**.9**	90	**.27**	88	1835	▲	⬟	20	400	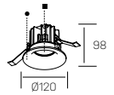
									.30	90	1890					
									.40	92	1920					
	Ø113	10 mm.		● ext-int finish **.BK-BK | .WH-WH**			■*2 15 | 25 | **.38**				▲ **.DA | .PU | .D1 | .PC**	⬟		● ■ ▲ **K50150.03.RF.XX.XX.ST.9.XX.XX**		

*1 *Please might expect a max. 15% value reduction in finishes other than white.* / Puede haber una reducción máx. del 15% en el dato de los acabados distintos al blanco.
*2 *UGR≤19 only for optic options 15° and 25°. Luminaire sold with a default of 38° degrees. Options for optics range from 15°, 25° and 60°. Please see the accesories page for more infomation. All accessories are shipped without being mounted to the luminaire.* / UGR≤19 solo en opciones ópticas 15° and 25°. Ver las opciones de ópticas 15°, 25° y 60° en la página de accesorios. La luminaria se vende con 38 ° por defecto. Los accesorios se envían sin montar en la luminaria.

back

index

luxo dara

K50300

ICON FLASH

indoor

ALUMINIUM | IP20 IP54 | IK06 | LIGHT DIRECTION FIXED | DIM OPTIONAL | HONEYCOMB

REMOTE | 0° | 0° | INDOOR OUTDOOR | 220-240 V 50-60 Hz

LIFE 35.000h | WARRANTY 3 Years | CE

RF

LUXO DARA	ref.	dimensions mm.	inst.	finish	optic options	power	CRI		K	eff. Lm/W	lumen max.	dimm opt.	tech opt.	watt max.	mA	sketch
	K50300	**.01** Ø100x85	**.RF**	●	■	**.ST**	**.9**	90	**.30**	89	700	▲	⬟	7	300	
									.40	89	740					
	Ø86 mm.	25 mm.		● ext-int finish **.WH-WH**			■*1 15 | 25 | **.40** | 60				▲ **.DA | .PU | .D1**	⬟		● ■ ▲ **K50300.01.RF.XX.XX.ST.8.XX.XX**		

LUXO DARA	ref.	dimensions mm.	inst.	finish	optic options	power	CRI		K	eff. Lm/W	lumen max.	dimm opt.	tech opt.	watt max.	mA	sketch
	K50300	**.02** Ø160x110	**.RF**	●	■	**.ST**	**.9**	90	**.30**	80	1660	▲	⬟	20	500	
									.40	88	1830					
	Ø145 mm.	25 mm.		● ext-int finish **.WH-WH**			■*1 15 | 25 | **.40** | 60				▲ **.DA | .PU | .D1 | .PC**	⬟		● ■ ▲ **K50300.02.RF.XX.XX.ST.8.XX.XX**		

LUXO DARA	ref.	dimensions mm.	inst.	finish	optic options	power	CRI		K	eff. Lm/W	lumen max.	dimm opt.	tech opt.	watt max.	mA	sketch
	K50300	**.03** Ø190x130	**.RF**	●	■	**.ST**	**.9**	90	**.30**	102	3060	▲	⬟	30	750	
									.40	106	3180					
	Ø175 mm.	25 mm.		● ext-int finish **.WH-WH**			■*1 25 | **.40** | 60				▲ **.DA | .PU | .D1**	⬟		● ■ ▲ **K50300.03.RF.XX.XX.ST.8.XX.XX**		

*1 *Luminaire sold with a default of 40° degrees. Options for optics range from 15°, 25° and 60°. Please see the accesories page for more infomation. All accessories are shipped without being mounted to the luminaire.*/
Ver las opciones de ópticas 15°, 25° y 60° en la página de accesorios. La luminaria se vende con 40° por defecto. Los accesorios se envían sin montar en la luminaria.

LUXO ACCESORIES
ACCESORIOS LUXO

Reflector luxo

luminaire ref.	optic option	optic options ref.
K50150.01 K50153.01	15°	KAC50150.01.15
	25°	KAC50150.01.25
	60°	KAC50150.01.60
K50150.02	15°	KAC50150.02.15
	25°	KAC50150.02.25
	60°	KAC50150.02.60
K50150.03	15°	KAC50150.03.15
	25°	KAC50150.03.25
K50151.01	15°	KAC50151.01.15
	25°	KAC50151.01.25
	60°	KAC50151.01.60

Accesories are delivered separately (not installed in luminaire) / Los accesorios se sirven por separado (no instalados en la luminaria).

back

index

LUXO DARA ACCESORIES
ACCESORIOS LUXO DARA

Reflector luxo dara

luminaire ref.	optic option	optic options ref.
K50300.01	15°	KAC50300.01.15
	25°	KAC50300.01.25
	60°	KAC50300.01.60
K50300.02	15°	KAC50300.02.15
	25°	KAC50300.02.25
	60°	KAC50300.02.60
K50300.03	25°	KAC50300.03.25
	60°	KAC50300.03.60

Accesories are delivered separately (not installed in luminaire) / Los accesorios se sirven por separado (no instalados en la luminaria).

▲ K50803 noon ip65

▲ K50805 noon sq

back

index

noon

K50800

ICON FLASH

indoor

RF

NOON	ref.	dimensions mm.	inst.	finish	optic options	power	CRI		K	eff. Lm/W*1	lumen max.*1	dimm opt.	tech opt.	watt max.	mA	sketch
	K50800	**.01** Ø70x80	**.RF**	●	■	**.ST**	**.8**	80	**.27**	78	470	▲	⬟	5	135	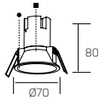
									.30	80	480					
									.40	82	490					
	62 mm.	20 mm.	● ext-int finish **.BK-BK | .WH-GL | .WH-WH**				■ **.38**		▲ **.DA | .PU | .D1 | .PC**			⬟				● ■ ▲ **K50800.01.RF.XX.38.ST.8.XX.XX**

NOON	ref.	dimensions mm.	inst.	finish	optic options	power	CRI		K	eff. Lm/W*1	lumen max.*1	dimm opt.	tech opt.	watt max.	mA	sketch
	K50800	**.02** Ø83x83,5	**.RF**	●	■	**.ST**	**.8**	80	**.27**	77	575	▲	⬟	7	160	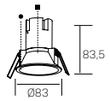
									.30	78	585					
									.40	79	660					
	75 mm.	20 mm.	● ext-int finish **.BK-BK | .WH-GL | .WH-WH**				■ **.38**		▲ **.DA | .PU | .D1 | .PC**			⬟				● ■ ▲ **K50800.02.RF.XX.38.ST.8.XX.XX**

NOON	ref.	dimensions mm.	inst.	finish	optic options	power	CRI		K	eff. Lm/W*1	lumen max.*1	dimm opt.	tech opt.	watt max.	mA	sketch
	K50800	**.03** Ø93x100	**.RF**	●	■	**.ST**	**.8**	80	**.27**	85	890	▲	⬟	10	250	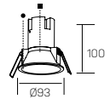
									.30	86	900					
									.40	87	910					
	85 mm.	20 mm.	● ext-int finish **.BK-BK | .WH-GL | .WH-WH**				■ **.38**		▲ **.DA | .PU | .D1 | .PC**			⬟				● ■ ▲ **K50800.03.RF.XX.38.ST.8.XX.XX**

*1 *Please might expect a max. 15% value reduction in finishes other than white.* / Puede haber una reducción máx. del 15% en el dato de los acabados distintos al blanco.

indoor

RF

noon asymetric

K50804

ICON FLASH

ALUMINIUM PC | IP20 IP23 | IK03 | LIGHT DIRECTION FIXED | DIM OPTIONAL | REMOTE | 0° | 0° | INDOOR | 220-240 V 50-60 Hz | LIFE 35.000h | WARRANTY 3 Years

NOON ASYMETRIC	ref.	dimensions mm.	inst.	finish	optic options	power	CRI		K	eff. Lm/W*1	lumen max.*1	dimm opt.	tech opt.	watt max.	mA	sketch
	K50804	**.01** Ø93x100	**.RF**	●	■	**.ST**	**.8**	80	**.30**	78	585	▲	⬟	7	160	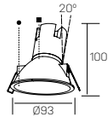
									.40	79	595					
	85 mm.	20 mm.	● ext-int finish **.BK-BK | .WH-WH**				■ **.38**		▲ **.DA | .PU | .D1 | .PC**				⬟			● ■ ▲ **K50804.01.RF.XX.38.ST.8.XX.XX**

*1 *Please might expect a max. 15% value reduction in finishes other than white.* / Puede haber una reducción máx. del 15% en el dato de los acabados distintos al blanco.

back

index

noon IP65

K50803

ICON FLASH

indoor

RF

ALUMINIUM PC | IP20 IP65 | IK03 | LIGHT DIRECTION FIXED | DIM OPTIONAL | REMOTE | 0° | 0° | INDOOR OUTDOOR | 220-240 V 50-60 Hz | LIFE 35.000h | WARRANTY 3 Years

NOON IP65	ref.	dimensions mm.	inst.	finish	optic options	power	CRI		K	eff. Lm/W*1	lumen max.*1	dimm opt.	tech opt.	watt max.	mA	sketch
	K50803	**.01** Ø83x85	**.RF**	●	■	**.ST**	**.8**	80	**.27**	77	575	▲	⬟	7	160	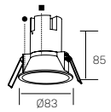
									.30	78	585					
									.40	79	595					
	75 mm.	20 mm.	● ext-int finish **.BK-BK | .WH-WH**				■ **.38**		▲ **.DA | .PU | .D1 | .PC**				⬟			● ■ ▲ **K50803.01.RF.XX.38.ST.8.XX.XX**

NOON IP65	ref.	dimensions mm.	inst.	finish	optic options	power	CRI		K	eff. Lm/W*1	lumen max.*1	dimm opt.	tech opt.	watt max.	mA	sketch
	K50803	**.02** Ø93x100	**.RF**	●	■	**.ST**	**.8**	80	**.27**	85	890	▲	⬟	10	250	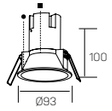
									.30	86	900					
									.40	87	910					
	85 mm.	20 mm.	● ext-int finish **.BK-BK | .WH-WH**				■ **.38**		▲ **.DA | .PU | .D1 | .PC**				⬟			● ■ ▲ **K50803.02.RF.XX.38.ST.8.XX.XX**

*1 *Please might expect a max. 15% value reduction in finishes other than white.* / Puede haber una reducción máx. del 15% en el dato de los acabados distintos al blanco.

indoor

RF

noon sq

K50805

ICON FLASH

ALUMINIUM PC | IP20 IP23 | IK03 | LIGHT DIRECTION FIXED | DIM OPTIONAL | REMOTE | 0° | 0° | INDOOR | 220-240 V 50-60 Hz | LIFE 35.000h | WARRANTY 3 Years

NOON SQ	ref.	dimensions mm.	inst.	finish	optic options	power	CRI		K	eff. Lm/W*1	lumen max.*1	dimm opt.	tech opt.	watt max.	mA	sketch
	K50805	**.01** 93x93x100	**.RF**	●	■	**.ST**	**.8**	80	**.30**	86	900	▲	⬟	10	250	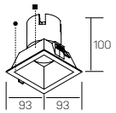
									.40	87	910					
	85x85 mm.	20 mm.	● ext-int finish **.BK-BK | .WH-WH**				■ **.38**	▲ **.DA | .PU | .D1 | .PC**					⬟	● ■ ▲ **K50805.01.RF.XX.38.ST.8.XX.XX**		

*1 *Please might expect a max. 15% value reduction in finishes other than white.* / Puede haber una reducción máx. del 15% en el dato de los acabados distintos al blanco.

back

index

noon sq asymetric

K50806

ICON FLASH

indoor

RF

ALUMINIUM PC | IP20 IP23 | IK03 | LIGHT DIRECTION FIXED | DIM OPTIONAL | REMOTE | 0° | 0° | INDOOR | 220-240 V 50-60 Hz | LIFE 35.000h | WARRANTY 3 Years

NOON SQ ASYMETRIC	ref.	dimensions mm.	inst.	finish	optic options	power	CRI		K	eff. Lm/W*1	lumen max.*1	dimm opt.	tech opt.	watt max.	mA	sketch
	K50806	**.01** 93x93x100	**.RF**	●	■	**.ST**	**.8**	80	**.30**	80	480	▲	⬟	5	135	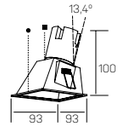
									.40	82	490					
	85x85 mm.	20 mm.	● ext-int finish **.BK-BK | .WH-WH**				■ **.38**	▲ **.DA | .PU | .D1 | .PC**					⬟	● ■ ▲ **K50806.01.RF.XX.38.ST.8.XX.XX**		

*1 *Please might expect a max. 15% value reduction in finishes other than white.* / Puede haber una reducción máx. del 15% en el dato de los acabados distintos al blanco.

indoor

RF

rebecca

K53270

ICON FLASH

ALUMINIUM | IP20 IP23 | IK05 | LIGHT DIRECTION ADJUSTABLE | DIM OPTIONAL | HONEYCOMB | REMOTE | 30° | 350° | INDOOR | 220-240 V 50-60 Hz | LIFE 35.000h | WARRANTY 3 Years

REBECCA	ref.	dimensions mm.	inst.	finish	optic options	power	CRI		K	eff. Lm/W	lumen max.	dimm opt.	tech opt.	watt max.	mA	sketch
	K53270	**.01** Ø93x90	**.RF**	●	■	**.ST**	**.9**	90	**.30**	78	880	▲	⬟	10	300	
									.40	82	920					
	Ø80 mm.	25 mm.	● ext-int finish **.ALUMN | .WH-WH**				■ **.20 | .35**				▲ **.DA | .PU | .D1 | .PC**		⬟	● ■ ▲ **K53270.01.RF.XX.XX.ST.9.XX.XX**		

back

index

Kohl light is life

rebecca sq

K53271

ICON FLASH

ALUMINIUM | IP20 IP23 | IK05 | LIGHT DIRECTION ADJUSTABLE | DIM OPTIONAL | HONEYCOMB | REMOTE | 30° | 350° | INDOOR | 220-240 V 50-60 Hz | LIFE 35.000h | WARRANTY 3 Years

indoor

RF



REBECCA SQ	ref.	dimensions mm.	inst.	finish	optic options	power	CRI		K	eff. Lm/W	lumen max.	dimm opt.	tech opt.	watt max.	mA	sketch
	K53271	**.01** 93x93x90	**.RF**	●	■	**.ST**	**.9**	90	**.30**	78	880	▲	⬟	10	300	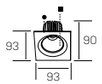
									.40	82	920					
	Ø80 mm.	25 mm.	● ext-int finish **.ALUMN | .WH-WH**				■ **.20 | .35**				▲ **.DA | .PU | .D1 | .PC**		⬟	● ■ ▲ **K53271.01.RF.XX.XX.ST.9.XX.XX**		

Kohl light is life

▲ K50320 lim

back

index

lim

K50320

indoor

ICON FLASH

RF

LIM	ref.	dimensions mm.	inst.	finish	optic options	power	CRI		K	eff. Lm/W*1	lumen max.*1	dimm opt.	tech opt.	watt max.	mA	sketch
	K50320	**.01** Ø103x56,5	**.RF**	●	■	**.ST**	**.8**	80	**.30**	76	530	▲	⬟	7	300	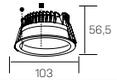
									.40	83	580					
	Ø90 mm.	20 mm.		● ext-int finish **.BK-BK | .WH-WH**			■ **.MP**					▲ **.DA | .PU | .D1**	⬟			● ■ ▲ **K50320.01.RF.XX.MP.ST.8.XX.XX**

LIM	ref.	dimensions mm.	inst.	finish	optic options	power	CRI		K	eff. Lm/W*1	lumen max.*1	dimm opt.	tech opt.	watt max.	mA	sketch
	K50320	**.02** Ø136x56,5	**.RF**	●	■	**.ST**	**.8**	80	**.30**	85	1030	▲	⬟	12	300	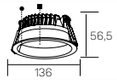
									.40	91	1100					
	Ø120 mm.	20 mm.		● ext-int finish **.BK-BK | .WH-WH**			■ **.MP**					▲ **.DA | .PU | .D1 | .PC**	⬟			● ■ ▲ **K50320.02.RF.XX.MP.ST.8.XX.XX**

LIM	ref.	dimensions mm.	inst.	finish	optic options	power	CRI		K	eff. Lm/W*1	lumen max.*1	dimm opt.	tech opt.	watt max.	mA	sketch
	K50320	**.03** Ø176x60	**.RF**	●	■	**.ST**	**.8**	80	**.30**	92	2200	▲	⬟	25	600	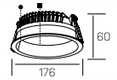
									.40	100	2400					
	Ø160 mm.	20 mm.		● ext-int finish **.BK-BK | .WH-WH**			■ **.MP**					▲ **.DA | .PU | .D1 | .PC**	⬟			● ■ ▲ **K50320.03.RF.XX.MP.ST.8.XX.XX**

LIM	ref.	dimensions mm.	inst.	finish	optic options	power	CRI		K	eff. Lm/W*1	lumen max.*1	dimm opt.	tech opt.	watt max.	mA	sketch
	K50320	**.04** Ø210x60	**.RF**	●	■	**.ST**	**.8**	80	**.30**	103	3080	▲	⬟	30	750	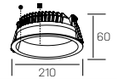
									.40	104	3110					
	Ø200 mm.	20 mm.		● ext-int finish **.BK-BK | .WH-WH**			■ **.MP**					▲ **.DA | .PU | .D1**	⬟			● ■ ▲ **K50320.04.RF.XX.MP.ST.8.XX.XX**

indoor

RF

lim sq

K50321

ICON FLASH

ALUMINIUM | IP20 IP44 | IK06 | LIGHT DIRECTION FIXED | DIM OPTIONAL | UGR ≤ 19

REMOTE | 0° | 0° | INDOOR | 220-240 V 50-60 Hz

LIFE 35.000h | WARRANTY 3 Years | CE

LIM SQ	ref.	dimensions mm.	inst.	finish	optic options	power	CRI		K	eff. Lm/W*1	lumen max.*1	dimm opt.	tech opt.	watt max.	mA	sketch
	K50321	**.01** 103x103x56,5	**.RF**	●	■	**.ST**	**.8**	80	**.30**	76	530	▲	⬟	7	300	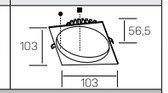
									.40	83	580					
	Ø90 mm.	20 mm.	● ext-int finish **.BK-BK | .WH-WH**		■ **.MP**							▲ **.DA | .PU | .D1**	⬟	● ■ ▲ **K50321.01.RF.XX.MP.ST.8.XX.XX**		

LIM SQ	ref.	dimensions mm.	inst.	finish	optic options	power	CRI		K	eff. Lm/W*1	lumen max.*1	dimm opt.	tech opt.	watt max.	mA	sketch
	K50321	**.02** 136x136x56,5	**.RF**	●	■	**.ST**	**.8**	80	**.30**	85	1030	▲	⬟	12	300	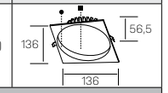
									.40	91	1100					
	Ø120 mm.	20 mm.	● ext-int finish **.BK-BK | .WH-WH**		■ **.MP**							▲ **.DA | .PU | .D1 | .PC**	⬟	● ■ ▲ **K50321.02.RF.XX.MP.ST.8.XX.XX**		

LIM SQ	ref.	dimensions mm.	inst.	finish	optic options	power	CRI		K	eff. Lm/W*1	lumen max.*1	dimm opt.	tech opt.	watt max.	mA	sketch
	K50321	**.03** 176x176x60	**.RF**	●	■	**.ST**	**.8**	80	**.30**	92	2200	▲	⬟	25	600	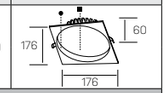
									.40	100	2400					
	Ø160 mm.	20 mm.	● ext-int finish **.BK-BK | .WH-WH**		■ **.MP**							▲ **.DA | .PU | .D1 | .PC**	⬟	● ■ ▲ **K50321.03.RF.XX.MP.ST.8.XX.XX**		

LIM SQ	ref.	dimensions mm.	inst.	finish	optic options	power	CRI		K	eff. Lm/W*1	lumen max.*1	dimm opt.	tech opt.	watt max.	mA	sketch
	K50321	**.04** 210x210x60	**.RF**	●	■	**.ST**	**.8**	80	**.30**	103	3080	▲	⬟	30	750	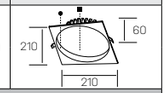
									.40	104	3110					
	Ø200 mm.	20 mm.	● ext-int finish **.BK-BK | .WH-WH**		■ **.MP**							▲ **.DA | .PU | .D1**	⬟	● ■ ▲ **K50321.04.RF.XX.MP.ST.8.XX.XX**		

back

index

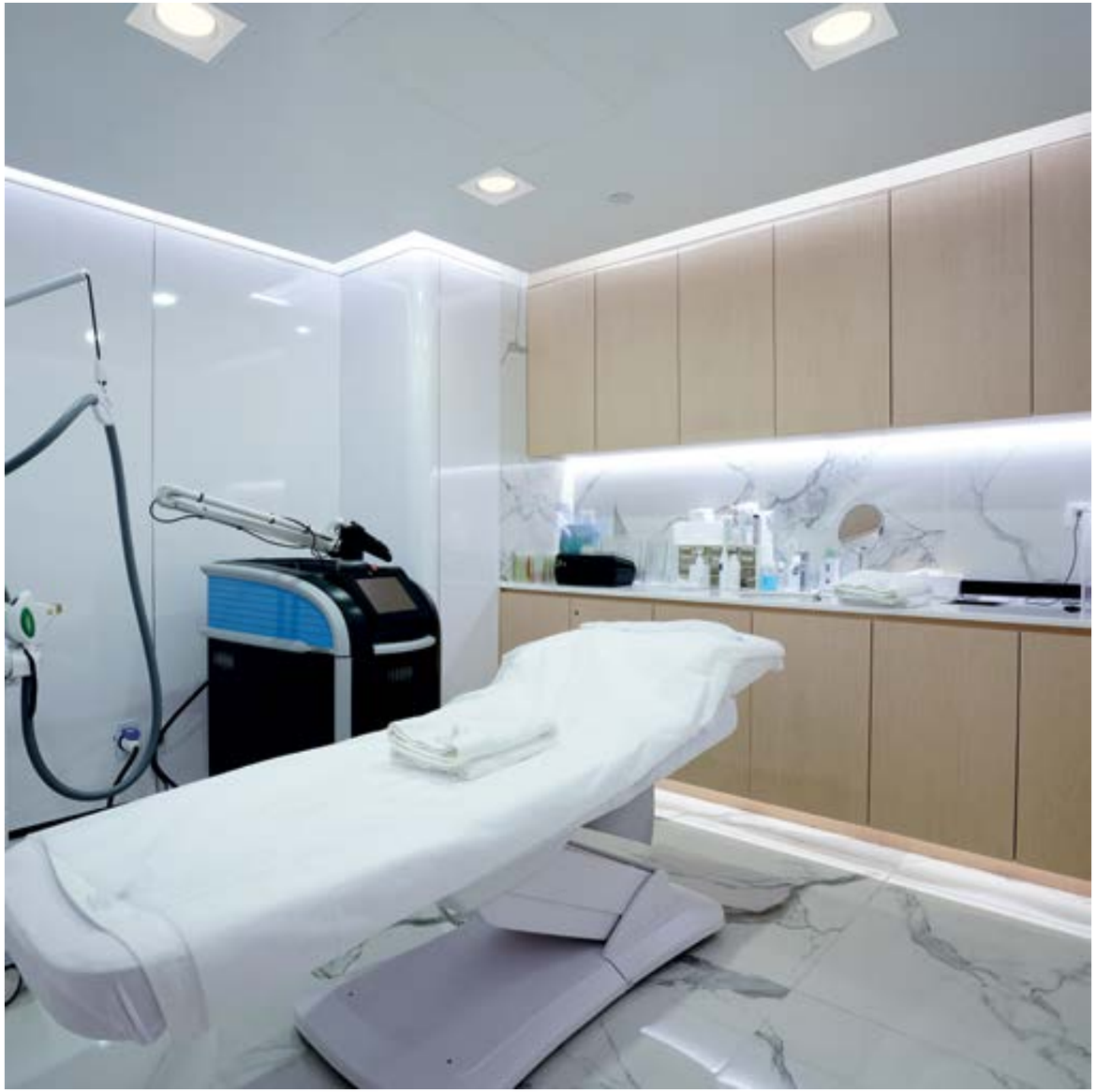

▲ K50321 lim sq

▲ K55006 flow

indoor

RF

lim lacus

K53300

ICON FLASH

ALUMINIUM | IP20 IP44 | IK06 | LIGHT DIRECTION FIXED | DIM OPTIONAL | REMOTE | 0° | 0° | INDOOR | 220-240 V 50-60 Hz | LIFE 35.000h | WARRANTY 3 Years | CE

LIM LACUS	ref.	dimensions mm.	inst.	finish	optic options	power	CRI		K	eff. Lm/W*1	lumen max.*1	dimm opt.	tech opt.	watt max.	mA	sketch
	K53300	.01 Ø108x38	.RF	●	■	.ST	.8	80	.30	80	600	▲	⬟	7	300	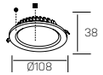
									.40	93	700					
	88 mm.	45 mm.		● ext-int finish .BK-BK | .WH-WH	■ .OP	▲ .DA | .PU | .D1 | .PC									● ■ ▲ K53300.01.RF.XX.OP.ST.8.XX.XX

LIM LACUS	ref.	dimensions mm.	inst.	finish	optic options	power	CRI		K	eff. Lm/W*1	lumen max.*1	dimm opt.	tech opt.	watt max.	mA	sketch
	K53300	.02 Ø142x38	.RF	●	■	.ST	.8	80	.30	89	1250	▲	⬟	15	350	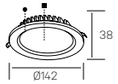
									.40	92	1350					
	120 mm.	45 mm.		● ext-int finish .BK-BK | .WH-WH	■ .OP	▲ .DA | .PU | .D1 | .PC									● ■ ▲ K53300.02.RF.XX.OP.ST.8.XX.XX

LIM LACUS	ref.	dimensions mm.	inst.	finish	optic options	power	CRI		K	eff. Lm/W*1	lumen max.*1	dimm opt.	tech opt.	watt max.	mA	sketch
	K53300	.03 Ø225x42	.RF	●	■	.ST	.8	80	.30	100	2900	▲	⬟	30	750	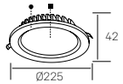
									.40	108	3100					
	200 mm.	45 mm.		● ext-int finish .BK-BK | .WH-WH	■ .OP	▲ .DA | .PU | .D1									● ■ ▲ K53300.03.RF.XX.OP.ST.8.XX.XX

back

index

Kohl light is life

lim miranda

K53100

ICON FLASH

ALUMINIUM | IP20 IP44 | IK03 | LIGHT DIRECTION FIXED | DIM OPTIONAL | REMOTE | 0° | 0° | INDOOR | 220-240 V 50-60 Hz | LIFE 35.000h | WARRANTY 3 Years | CE

indoor

RF

LIM MIRANDA	ref.	dimensions mm.	inst.	finish	optic options	power	CRI		K	eff. Lm/W	lumen max.	dimm opt.	tech opt.	watt max.	mA	sketch
	K53100	.01 Ø120x27	.RF	●	■	.ST	.8	80	.30	70	650	▲	⬟	8	200	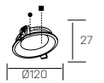
									.40	79	730					
	Ø115	20 mm.		● ext-int finish .WH-WH	■ .OP	▲ .DA | .PU | .D1 | .PC									● ■ ▲ K53100.01.RF.XX.OP.ST.8.XX.XX

LIM MIRANDA	ref.	dimensions mm.	inst.	finish	optic options	power	CRI		K	eff. Lm/W	lumen max.	dimm opt.	tech opt.	watt max.	mA	sketch
	K53100	.02 Ø172x27	.RF	●	■	.ST	.8	80	.30	80	1250	▲	⬟	15	350	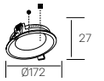
									.40	90	1400					
	Ø160	20 mm.		● ext-int finish .WH-WH	■ .OP	▲ .DA | .PU | .D1 | .PC									● ■ ▲ K53100.02.RF.XX.OP.ST.8.XX.XX

LIM MIRANDA	ref.	dimensions mm.	inst.	finish	optic options	power	CRI		K	eff. Lm/W	lumen max.	dimm opt.	tech opt.	watt max.	mA	sketch
	K53100	.03 Ø225x27	.RF	●	■	.ST	.8	80	.30	73	1700	▲	⬟	22	600	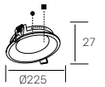
									.40	81	1900					
	Ø215	20 mm.		● ext-int finish .WH-WH	■ .OP	▲ .DA | .PU | .D1 | .PC									● ■ ▲ K53100.03.RF.XX.OP.ST.8.XX.XX

Kohl light is life

▲ K50126 ozone sat

▲ K53100 lim miranda

back

index

lim miranda sq

K53105

indoor

ICON FLASH

ALUMINIUM | IP20 IP44 | IK03 | LIGHT DIRECTION FIXED | DIM OPTIONAL | REMOTE | 0° | INDOOR | 220-240 V 50-60 Hz | LIFE 35.000h | WARRANTY 3 Years

RF

LIM MIRANDA SQ	ref.	dimensions mm.	inst.	finish	optic options	power	CRI		K	eff. Lm/W	lumen max.	dimm opt.	tech opt.	watt max.	mA	sketch
	K53105	**.01** 120x120x27	**.RF**	●	■	**.ST**	**.8**	80	**.30**	70	650	▲	⬟	8	200	27 / 120 / 120
									.40	79	730					
	115x115	20 mm.	● ext-int finish **.WH-WH**			■ **.OP**			▲ **.DA | .PU | .D1 | .PC**				⬟			● ■ ▲ **K53105.01.RF.XX.OP.ST.8.XX.XX**

LIM MIRANDA	ref.	dimensions mm.	inst.	finish	optic options	power	CRI		K	eff. Lm/W	lumen max.	dimm opt.	tech opt.	watt max.	mA	sketch
	K53105	**.02** 172x172x27	**.RF**	●	■	**.ST**	**.8**	80	**.30**	80	1250	▲	⬟	15	350	27 / 172 / 172
									.40	90	1400					
	160x160	20 mm.	● ext-int finish **.WH-WH**			■ **.OP**			▲ **.DA | .PU | .D1 | .PC**				⬟			● ■ ▲ **K53105.02.RF.XX.OP.ST.8.XX.XX**

LIM MIRANDA	ref.	dimensions mm.	inst.	finish	optic options	power	CRI		K	eff. Lm/W	lumen max.	dimm opt.	tech opt.	watt max.	mA	sketch
	K53105	**.03** 225x225x27	**.RF**	●	■	**.ST**	**.8**	80	**.30**	73	1700	▲	⬟	22	600	27 / 225 / 225
									.40	81	1900					
	215x215	20 mm.	● ext-int finish **.WH-WH**			■ **.OP**			▲ **.DA | .PU | .D1 | .PC**				⬟			● ■ ▲ **K53105.03.RF.XX.OP.ST.8.XX.XX**

disc

K51702

indoor

ICON FLASH

ALUMINIUM | IP20 IP43 | IK03 | LIGHT DIRECTION FIXED | DIM OPTIONAL | REMOTE | 0° | 0° | INDOOR | 220-240 V 50-60 Hz | LIFE 35.000h | WARRANTY 3 Years

RF



DISC	ref.	dimensions mm.	inst.	finish	optic options	power	CRI		K	eff. Lm/W	lumen max.	dimm opt.	tech opt.	watt max.	mA	sketch
	K51702	.01 Ø120x20	.RF	●	■	.ST	.8	80	.30	62	480	▲	⬟	8	350	Ø120 / 2
									.40	63	490					
	Ø108	20 mm.	● ext-int finish .BK-BK| .WH-WH		■ .OP		▲ .DA | .PU | .D1					⬟		K51702.01.RF.XX.OP.ST.8.XX.XX		

DISC	ref.	dimensions mm.	inst.	finish	optic options	power	CRI		K	eff. Lm/W	lumen max.	dimm opt.	tech opt.	watt max.	mA	sketch
	K51702	.02 Ø172x20	.RF	●	■	.ST	.8	80	.30	83	1040	▲	⬟	12	300	Ø172 / 2
									.40	85	1060					
	Ø157	20 mm.	● ext-int finish .BK-BK| .WH-WH		■ .OP		▲ .DA | .PU | .D1 | .PC					⬟		K51702.02.RF.XX.OP.ST.8.XX.XX		

DISC	ref.	dimensions mm.	inst.	finish	optic options	power	CRI		K	eff. Lm/W	lumen max.	dimm opt.	tech opt.	watt max.	mA	sketch
	K51702	.03 Ø225x20	.RF	●	■	.ST	.8	80	.30	90	1750	▲	⬟	20	500	Ø225 / 2
									.40	92	1800					
	Ø210	20 mm.	● ext-int finish .BK-BK| .WH-WH		■ .OP		▲ .DA | .PU | .D1 | .PC					⬟		K51702.03.RF.XX.OP.ST.8.XX.XX		

back
index

DISC	ref.	dimensions mm.	inst.	finish	optic options	power	CRI		K	eff. Lm/W	lumen max.	dimm opt.	tech opt.	watt max.	mA	sketch
	K51702	.04 Ø300x20	.RF	●	■	.ST	.8	80	.30	98	2300	▲	⬟	24	600	Ø300 / 2
									.40	100	2350					
	Ø285	20 mm.	● ext-int finish .BK-BK| .WH-WH		■ .OP		▲ .DA | .PU | .D1 | .PC					⬟		K51702.04.RF.XX.OP.ST.8.XX.XX		

indoor

DISC	ref.	dimensions mm.	inst.	finish	optic options	power	CRI		K	eff. Lm/W	lumen max.	dimm opt.	tech opt.	watt max.	mA	sketch
	K51702	.05 Ø400x30	.RF	●	■	.ST	.8	80	.30	95	3350	▲	⬟	36	900	Ø400 / 2
									.40	96	3400					
	Ø385	20 mm.	● ext-int finish .BK-BK| .WH-WH		■ .OP		▲ .DA | .PU | .D1					⬟		K51702.05.RF.XX.OP.ST.8.XX.XX		

RF

DISC	ref.	dimensions mm.	inst.	finish	optic options	power	CRI		K	eff. Lm/W	lumen max.	dimm opt.	tech opt.	watt max.	mA	sketch
	K51702	.06 Ø500x30	.RF	●	■	.ST	.8	80	.30	88	4100	▲	⬟	48	1200	Ø500 / 2
									.40	89	4150					
	Ø485	20 mm.	● ext-int finish .BK-BK| .WH-WH		■ .OP		▲ .DA | .PU | .D1 | .PC					⬟		K51702.06.RF.XX.OP.ST.8.XX.XX		

DISC	ref.	dimensions mm.	inst.	finish	optic options	power	CRI		K	eff. Lm/W	lumen max.	dimm opt.	tech opt.	watt max.	mA	sketch
	K51702	.07 Ø600x30	.RF	●	■	.ST	.8	80	.30	87	4750	▲	⬟	56	1400	Ø600 / 2
									.40	88	4800					
	Ø585	20 mm.	● ext-int finish .BK-BK| .WH-WH		■ .OP		▲ .DA | .PU | .D1					⬟		K51702.07.RF.XX.OP.ST.8.XX.XX		

disc sq

K51703

indoor

ICON FLASH

RF

ALUMINIUM | IP20 IP43 | IK03 | LIGHT DIRECTION FIXED | DIM OPTIONAL | REMOTE | 0° | 0° | INDOOR | 220-240 V 50-60 Hz | LIFE 35.000h | WARRANTY 3 Years



DISC SQ	ref.	dimensions mm.	inst.	finish	optic options	power	CRI		K	eff. Lm/W	lumen max.	dimm opt.	tech opt.	watt max.	mA	sketch
	K51703	.01 120x120x20	.RF	●	■	.ST	.8	80	.30	62	480	▲	⬟	8	350	120 120 2
									.40	63	490					
	108x108	20 mm.	● ext-int finish .BK-BK | .WH-WH		■ .OP		▲ .DA | .PU | .D1					⬟		K51703.01.RF.XX.OP.ST.8.XX.XX		

DISC SQ	ref.	dimensions mm.	inst.	finish	optic options	power	CRI		K	eff. Lm/W	lumen max.	dimm opt.	tech opt.	watt max.	mA	sketch
	K51703	.02 172x172x20	.RF	●	■	.ST	.8	80	.30	83	1040	▲	⬟	12	300	172 172 2
									.40	85	1060					
	157x157	20 mm.	● ext-int finish .BK-BK | .WH-WH		■ .OP		▲ .DA | .PU | .D1 | .PC					⬟		K51703.02.RF.XX.OP.ST.8.XX.XX		

back

index

▲ K51703 disc sq

DISC SQ	ref.	dimensions mm.	inst.	finish	optic options	power	CRI		K	eff. Lm/W	lumen max.	dimm opt.	tech opt.	watt max.	mA	sketch
	K51703	.03 225x225x20	.RF	●	■	.ST	.8	80	.30	90	1750	▲	⬟	20	500	225 225 2
									.40	92	1800					
	210x210	20 mm.	● ext-int finish .BK-BK | .WH-WH		■ .OP		▲ .DA | .PU | .D1 | .PC					⬟		K51703.03.RF.XX.OP.ST.8.XX.XX		

DISC SQ	ref.	dimensions mm.	inst.	finish	optic options	power	CRI		K	eff. Lm/W	lumen max.	dimm opt.	tech opt.	watt max.	mA	sketch
	K51703	.04 300x300x20	.RF	●	■	.ST	.8	80	.30	98	2300	▲	⬟	24	600	300 300 2
									.40	100	2350					
	285x285	20 mm.	● ext-int finish .BK-BK | .WH-WH		■ .OP		▲ .DA | .PU | .D1 | .PC					⬟		K51703.04.RF.XX.OP.ST.8.XX.XX		

▲ K51704 disc slim

▲ K50510 chess k-select

indoor

RF

disc slim

K51704

ICON FLASH

ALUMINIUM | IP20 IP43 | IK03 | LIGHT DIRECTION FIXED | DIM OPTIONAL | REMOTE | 0° | INDOOR | 220-240 V 50-60 Hz | LIFE 35.000h | WARRANTY 3 Years | CE

Other installations / Otras instalaciones.

pag. 22 .SR

DISC SLIM	ref.	dimensions mm.	inst.	finish	optic options	power	CRI		K	eff. Lm/W	lumen max.	dimm opt.	tech opt.	watt max.	mA	sketch
	K51704	**.01** Ø90x25	**.RF**	●	■	.ST	.8	80	.30	70	445	▲	⬟	6	160	25 / Ø90
									.40	74	465					
	Ø75	20 mm.	● ext-int finish **.WH-WH**			■ **.OP**	▲ **.DA | .PU | .D1**						⬟ -	● ■ ▲ **K51704.01.RF.XX.OP.ST.8.XX.XX**		

DISC SLIM	ref.	dimensions mm.	inst.	finish	optic options	power	CRI		K	eff. Lm/W	lumen max.	dimm opt.	tech opt.	watt max.	mA	sketch
	K51704	**.02** Ø145x25	**.RF**	●	■	.ST	.8	80	.30	97	1210	▲	⬟	12	300	25 / Ø145
									.40	97	1225					
	Ø125	20 mm.	● ext-int finish **.WH-WH**			■ **.OP**	▲ **.DA | .PU | .D1 | .PC**						⬟ -	● ■ ▲ **K51704.02.RF.XX.OP.ST.8.XX.XX**		

DISC SLIM	ref.	dimensions mm.	inst.	finish	optic options	power	CRI		K	eff. Lm/W	lumen max.	dimm opt.	tech opt.	watt max.	mA	sketch
	K51704	**.03** Ø225x25	**.RF**	●	■	.ST	.8	80	.30	95	2270	▲	⬟	24	600	25 / Ø225
									.40	100	2430					
	Ø205	20 mm.	● ext-int finish **.WH-WH**			■ **.OP**	▲ **.DA | .PU | .D1 | .PC**						⬟ -	● ■ ▲ **K51704.03.RF.XX.OP.ST.8.XX.XX**		

back

index

disc slim sq

K51705

ICON FLASH

ALUMINIUM | IP20 IP43 | IK03 | LIGHT DIRECTION FIXED | DIM OPTIONAL | REMOTE | 0° | INDOOR | 220-240 V 50-60 Hz | LIFE 35.000h | WARRANTY 3 Years | CE

Other installations / Otras instalaciones.

pag. 24 .SR

indoor

RF

DISC SLIM SQ	ref.	dimensions mm.	inst.	finish	optic options	power	CRI		K	eff. Lm/W	lumen max.	dimm opt.	tech opt.	watt max.	mA	sketch
	K51705	**.01** 90x90x25	**.RF**	●	■	.ST	.8	80	.30	70	445	▲	⬟	6	160	25 / 90 / 90
									.40	74	465					
	75x75	20 mm.	● ext-int finish **.WH-WH**			■ **.OP**	▲ **.DA | .PU | .D1**						⬟ -	● ■ ▲ **K51705.01.RF.XX.OP.ST.8.XX.XX**		

DISC SLIM SQ	ref.	dimensions mm.	inst.	finish	optic options	power	CRI		K	eff. Lm/W	lumen max.	dimm opt.	tech opt.	watt max.	mA	sketch
	K51705	**.02** 145x145x25	**.RF**	●	■	.ST	.8	80	.30	97	1210	▲	⬟	12	300	25 / 145 / 145
									.40	97	1225					
	125x125	20 mm.	● ext-int finish **.WH-WH**			■ **.OP**	▲ **.DA | .PU | .D1 | .PC**						⬟ -	● ■ ▲ **K51705.02.RF.XX.OP.ST.8.XX.XX**		

DISC SLIM SQ	ref.	dimensions mm.	inst.	finish	optic options	power	CRI		K	eff. Lm/W	lumen max.	dimm opt.	tech opt.	watt max.	mA	sketch
	K51705	**.03** 225x225x25	**.RF**	●	■	.ST	.8	80	.30	95	2270	▲	⬟	24	600	25 / 225 / 225
									.40	100	2430					
	205x205	20 mm.	● ext-int finish **.WH-WH**			■ **.OP**	▲ **.DA | .PU | .D1 | .PC**						⬟ -	● ■ ▲ **K51705.03.RF.XX.OP.ST.8.XX.XX**		

indoor

RF

disc mini tiny
K50600

ICON FLASH

ALUMINIUM | IP20 IP23 | IK06 | LIGHT DIRECTION FIXED | NON DIMMABLE | REMOTE | 0° | 0° | INDOOR | 220-240 V 50-60 Hz | LIFE 35.000h | WARRANTY 3 Years

DISC MINI TINY	ref.	dimensions mm.	inst.	finish	optic options	power	CRI		K	eff. Lm/W	lumen max.	dimm opt.	tech opt.	watt max.	mA	sketch
	K50600	**.01** Ø88x22	**.RF**	●	■	.ST	.8	80	.40	88	650	▲	⬟	8	240	22 / Ø88
	Ø75 mm.	35 mm.	● ext-int finish **.WH-WH**		■ **.OP**		▲ -						⬟ -	● ■ **K50600.01.RF.XX.OP.ST.8.XX**		

back

index

Kohl light is life

disc mini tiny sq
K50601

ICON FLASH

ALUMINIUM | IP20 IP23 | IK06 | LIGHT DIRECTION FIXED | NON DIMMABLE | REMOTE | 0° | 0° | INDOOR | 220-240 V 50-60 Hz | LIFE 35.000h | WARRANTY 3 Years

indoor

RF

DISC MINI TINY SQ	ref.	dimensions mm.	inst.	finish	optic options	power	CRI		K	eff. Lm/W	lumen max.	dimm opt.	tech opt.	watt max.	mA	sketch
	K50601	**.01** 88x88x22	**.RF**	●	■	.ST	.8	80	.40	88	650	▲	⬟	8	240	22 / 88 88
	75x75	35 mm.	● ext-int finish **.WH-WH**		■ **.OP**		▲ -						⬟	● ■ **K50601.01.RF.XX.OP.ST.8.XX**		

Kohl light is life

indoor

RF



disc tina deep

K50405

ICON FLASH

ALUMINIUM | IP20 IP23 | IK06 | LIGHT DIRECTION FIXED | NON DIMMABLE | REMOTE | 0° | 0° | INDOOR | 220-240 V 50-60 Hz | LIFE 35.000h | WARRANTY 3 Years | CE

DISC TINA DEEP	ref.	dimensions mm.	inst.	finish	optic options	power	CRI		K	eff. Lm/W	lumen max.	dimm opt.	tech opt.	watt max.	mA	sketch
	K50405	**.01** Ø105x35	**.RF**	●	■	**.ST**	**.8**	80	**.30**	60	500	▲	⬟	8	300	
									.40	67	550					
	Ø95	55 mm.		● ext-int finish **.WH-WH**			■ -		▲ **.DA | .PU | .D1 | .PC**				⬟ -			● **K50405.01.RF.XX.ST.8.XX**

DISC TINA DEEP	ref.	dimensions mm.	inst.	finish	optic options	power	CRI		K	eff. Lm/W	lumen max.	dimm opt.	tech opt.	watt max.	mA	sketch
	K50405	**.02** Ø170x55	**.RF**	●	■	**.ST**	**.8**	80	**.30**	78	1300	▲	⬟	18	400	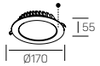
									.40	84	1390					
	Ø160	55 mm.		● ext-int finish **.WH-WH**			■ -		▲ **DA | .PU | .D1**				⬟ -			● **K50405.02.RF.XX.ST.8.XX**

DISC TINA DEEP	ref.	dimensions mm.	inst.	finish	optic options	power	CRI		K	eff. Lm/W	lumen max.	dimm opt.	tech opt.	watt max.	mA	sketch
	K50405	**.03** Ø225x70	**.RF**	●	■	**.ST**	**.8**	80	**.30**	87	2000	▲	⬟	24	600	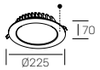
									.40	91	2100					
	Ø210	55 mm.		● ext-int finish **.WH-WH**			■ -		▲ **DA | .PU | .D1 | .PC**				⬟ -			● **K50405.03.RF.XX.ST.8.XX**

back

index

▲ K50405 disc tina deep

▲ K50415 disc tina deep sq

disc tina deep sq

K50415

ICON FLASH

indoor

RF

ALUMINIUM | IP20 IP23 | IK06 | LIGHT DIRECTION FIXED | NON DIMMABLE | REMOTE | 0° | 0° | INDOOR | 220-240 V 50-60 Hz | LIFE 35.000h | WARRANTY 3 Years

DISC TINA DEEP SQ	ref.	dimensions mm.	inst.	finish	optic options	power	CRI		K	eff. Lm/W	lumen max.	dimm opt.	tech opt.	watt max.	mA	sketch
	K50415	.01 111x111x35	.RF	●	■	.ST	.8	80	.30	60	500	▲	⬟	8	300	35 / 111 / 111
									.40	67	550					
	98x98	55 mm.		● ext-int finish .WH-WH			■ -		▲ .DA | .PU | .D1 | .PC				⬟ -	K50415.01.RF.XX.ST.8.X		

DISC TINA DEEP SQ	ref.	dimensions mm.	inst.	finish	optic options	power	CRI		K	eff. Lm/W	lumen max.	dimm opt.	tech opt.	watt max.	mA	sketch
	K50415	.02 180x180x55	.RF	●	■	.ST	.8	80	.30	78	1300	▲	⬟	18	400	55 / 180 / 180
									.40	84	1390					
	160x160	55 mm.		● ext-int finish .WH-WH			■ -		▲ DA | .PU | .D1				⬟ -	K50415.02.RF.XX.ST.8.X		

back

index

CHESS K-SELECT	ref.	dimensions mm.	inst.	finish	optic options	power	CRI		■	K*1	eff. Lm/W	lumen max.	dimm opt.	tech opt.	watt max.	mA	sketch
	K50510	**.01** 595x595x8	**.RF**	●	■	**.ST**	**.8**	80	**MP**	**.30**	87	3450	▲	⬟	40	1000	595 / 595 / 8
										.40	98	3850					
										.60	93	3650					
									OP	**.30**	91	3600					
										.40	101	4000					
										.60	96	3800					
	595x595	20 mm.	● ext-int finish **.WH-WH**			■ **.MP | .OP | .SK***2			▲ **.DA | .PU | .D1**					⬟ -			● ■ ▲ **K50510.01.RF.XX.XX.ST.8.01.XX***3

CHESS K-SELECT	ref.	dimensions mm.	inst.	finish	optic options	power	CRI		■	K*1	eff. Lm/W	lumen max.	dimm opt.	tech opt.	watt max.	mA	sketch
	K50510	**.02** 1195x295x8	**.RF**	●	■	**.ST**	**.8**	80	**MP**	**.30**	67	2300	▲	⬟	36	900	295 / 1195 / 8
										.40	79	2700					
										.60	73	2500					
									OP	**.30**	74	2600					
										.40	87	3000					
										.60	81	2800					
	1195x295	20 mm.	● ext-int finish **.WH-WH**			■ **.MP | .OP | .SK***2			▲ **.DA | .PU | .D1**					⬟ -			● ■ ▲ **K50510.02.RF.XX.XX.ST.8.01.XX***3

**1 The luminaire includes three color temperatures (3000K-4000K-6000K), manually selectable before its installation by switch.* / La luminaria incluye las tres temperaturas de color (3000K-4000K-6000K), seleccionables de forma manual antes de su instalación mediante switch.
**2 The .SK (SKY) diffuser is for decorative purposes (non-measurable lumens).* El difusor .SK (SKY) es para fines decorativos (lúmenes no medibles).
**3 K-select model is indicated by .01 in the nomenclature.* / El modelo k-select, se indica con .01 en la nomenclatura.

back
index

chess k-select

K50510

ICON FLASH

▲ K50510 chess k-select

CHESS K-SELECT	ref.	dimensions mm.	inst.	finish	optic options	power	CRI		■	K*1	eff. Lm/W	lumen max.	dimm opt.	tech opt.	watt max.	mA	sketch
	K50510	**.03** 1195x595x8	**.RF**	●	■	**.ST**	**.8**	80	**MP**	**.30**	73	4250	▲	⬟	60	1500	595 / 1195 / 8
										.40	85	4950					
										.60	76	4450					
									OP	**.30**	76	4400					
										.40	87	5100					
										.60	79	4600					
	1195x595	20 mm.	● ext-int finish **.WH-WH**			■ **.MP | .OP | .SK***2			▲ **.DA | .PU | .D1**					⬟ -			● ■ ▲ **K50510.03.RF.XX.XX.ST.8.01.XX***3

**1 The luminaire includes three color temperatures (3000K-4000K-6000K), manually selectable before its installation by switch.* / La luminaria incluye las tres temperaturas de color (3000K-4000K-6000K), seleccionables de forma manual antes de su instalación mediante switch.
**2 The .SK (SKY) diffuser is for decorative purposes (non-measurable lumens).* El difusor .SK (SKY) es para fines decorativos (lúmenes no medibles).
**3 K-select model is indicated by .01 in the nomenclature.* / El modelo k-select, se indica con .01 en la nomenclatura.

▲ K50515 chess de k-select

▲ K50320 lim

back

index

chess de k-select

K50515

ICON FLASH

indoor

RF

ALUMINIUM | IP20 IP23 | IK03 | LIGHT DIRECTION FIXED | DIM OPTIONAL | UGR ≤ 19

REMOTE | 0° | 0° | INDOOR | 220-240 V 50-60 Hz

LIFE 35.000h | WARRANTY 3 Years

CHESS DE K-SELECT	ref.	dimensions mm.	inst.	finish	optic options	power	CRI		■	K*1	eff. Lm/W	lumen max.	dimm opt.	tech opt.	watt max.	mA	sketch
	K50515	**.01** 620x620x9	**.RF**	●	■	**.ST**	**.8**	80	**MP**	**.30**	87	3450	▲	⬟	40	1000	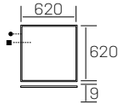
										.40	98	3850					
										.60	93	3650					
									OP	**.30**	91	3600					
										.40	101	4000					
										.60	96	3800					
	620x620	20 mm.	● ext-int finish **.WH-WH**				■ **.MP | .OP | .SK***2		▲ **.DA | .PU | .D1**				⬟		**K50515.01.RF.XX.XX.ST.8.01.XX***3		

*1 *The luminaire includes three color temperatures (3000K-4000K-6000K), manually selectable before its installation by switch.* / La luminaria incluye las tres temperaturas de color (3000K-4000K-6000K), seleccionables de forma manual antes de su instalación mediante switch.

*2 *The .SK (SKY) diffuser is for decorative purposes (non-measurable lumens).* El difusor .SK (SKY) es para fines decorativos (lúmenes no medibles).

*3 *K-select model is indicated by .01 in the nomenclature.* / El modelo k-select, se indica con .01 en la nomenclatura.

The luminaire can be customised with the color chart options using code COLORCOST.DIMENSIONS.XX (e.g. COLORCOST.01.GY). Refer to 238 page.
La luminaria se puede personalizar con las opciones de la carta de color usando el código COLORCOST.DIMENSIONS.XX (ej. COLORCOST.01.GY) Ver pag. 238.

back

index

chess elite k-select

K50523

indoor

RF

ICON FLASH

ALUMINIUM | IP20 IP23 | IK03 | LIGHT DIRECTION FIXED | DIM OPTIONAL | REMOTE | 0° | UGR ≤ 19 | INDOOR | 220-240 V 50-60 Hz | LIFE 35.000h | WARRANTY 3 Years

CHESS ELITE K-SELECT	ref.	dimensions mm.	inst.	finish	optic options	power	CRI		■	K*1	eff. Lm/W	lumen max.	dimm opt.	tech opt.	watt max.	mA	sketch
	K50523	**.01** 595x595x38	**.RF**	●	■	**.ST**	**.8**	80	**MP**	**.30**	87	3450	▲	⬟	40	1000	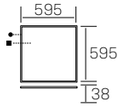
										.40	98	3850					
										.60	93	3650					
									OP	**.30**	91	3600					
										.40	101	4000					
										.60	96	3800					
	595x595	20 mm.		● ext-int finish **.WH-WH**		■ **.MP | .OP | .SK***2			▲ **.DA | .PU | .D1**					⬟			● ■ ▲ **K50523.01.RF.XX.XX.ST.8.01.XX***3

CHESS ELITE K-SELECT	ref.	dimensions mm.	inst.	finish	optic options	power	CRI		■	K*1	eff. Lm/W	lumen max.	dimm opt.	tech opt.	watt max.	mA	sketch
	K50523	**.02** 1195x595x38	**.RF**	●	■	**.ST**	**.8**	80	**MP**	**.30**	73	4250	▲	⬟	60	1500	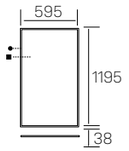
										.40	85	4950					
										.60	76	4450					
									OP	**.30**	76	4400					
										.40	87	5100					
										.60	79	4600					
	1195x595	20 mm.		● ext-int finish **.WH-WH**		■ **.MP | .OP | .SK***2			▲ **.DA | .PU | .D1**					⬟			● ■ ▲ **K50523.02.RF.XX.XX.ST.8.01.XX***3

**1 The luminaire includes three color temperatures (3000K-4000K-6000K), manually selectable before its installation by switch.* / La luminaria incluye las tres temperaturas de color (3000K-4000K-6000K), seleccionables de forma manual antes de su instalación mediante switch.
**2 The .SK (SKY) diffuser is for decorative purposes (non-measurable lumens).* El difusor .SK (SKY) es para fines decorativos (lúmenes no medibles).
**3 K-select model is indicated by .01 in the nomenclature.* / El modelo k-select, se indica con .01 en la nomenclatura.

The luminaire can be customised with the color chart options using code COLORCOST.DIMENSIONS.XX (e.g. COLORCOST.01.GY). Refer to 238 page.
La luminaria se puede personalizar con las opciones de la carta de color usando el código COLORCOST.DIMENSIONS.XX (ej. COLORCOST.01.GY) Ver pag. 238.

back

index

chess winner k-select

K50522

indoor

ICON FLASH

ALUMINIUM | IP20 IP23 | IK03 | LIGHT DIRECTION FIXED | DIM OPTIONAL | REMOTE | 0° | UGR ≤ 19 | INDOOR | 220-240 V 50-60 Hz | LIFE 35.000h | WARRANTY 3 Years

RF

CHESS WINNER K-SELECT	ref.	dimensions mm.	inst.	finish	optic options	power	CRI		■	K*1	eff. Lm/W	lumen max.	dimm opt.	tech opt.	watt max.	mA	sketch
	K50522	.01 595x595x29	.RF	●	■	.ST	.8	80	MP	.30	74	2700	▲	⬟	37	1000	595 / 595 / 29 *4
										.40	88	3200					
										.60	80	2900					
									OP	.30	82	3000					
										.40	96	3500					
										.60	80	3200					
	595x595	20 mm.	● ext-int finish .WH-WH			■ .MP | .OP | .SK*2			▲ .DA | .PU | .D1					⬟			● ■ ▲ K50522.01.RF.XX.XX.ST.8.01.XX*3

CHESS WINNER K-SELECT	ref.	dimensions mm.	inst.	finish	optic options	power	CRI		■	K*1	eff. Lm/W	lumen max.	dimm opt.	tech opt.	watt max.	mA	sketch
	K50522	.02 1195x595x29	.RF	●	■	.ST	.8	80	MP	.30	107	6000	▲	⬟	60	1500	595 / 1195 / 29 *4
										.40	114	6400					
										.60	110	6250					
									OP	.30	132	7400					
										.40	140	7800					
										.60	136	7650					
	1195x595	20 mm.	● ext-int finish .WH-WH			■ .MP | .OP | .SK*2			▲ .DA | .PU | .D1					⬟			● ■ ▲ K50522.02.RF.XX.XX.ST.8.01.XX*3

**1 The luminaire includes three color temperatures (3000K-4000K-6000K), manually selectable before its installation by switch.* / La luminaria incluye las tres temperaturas de color (3000K-4000K-6000K), seleccionables de forma manual antes de su instalación mediante switch.
**2 The .SK (SKY) diffuser is for decorative purposes (non-measurable lumens).* El difusor .SK (SKY) es para fines decorativos (lúmenes no medibles).
**3 K-select model is indicated by .01 in the nomenclature.* / El modelo k-select, se indica con .01 en la nomenclatura.
**4 The Luminaire has a frame which is visible and measures 2mm* / La luminaria tiene un marco visible de 2mm.

MOUNTING HARDWARE CHESS COLLECTION
MONTAJE COLECCIÓN CHESS

Frame for trimless installation (TR):
Marco para instalación empotrado (TR):

luminaire ref.	frame dimensions	frame ref.
K50510.01 | K50522.01 | K50523.01	595x595x55 mm.	KAC50510.01.TR
K50515.01	620x620x55 mm.	KAC50515.01.TR
K50510.02	1195x295x55 mm.	KAC50510.02.TR
K50510.03 | K50522.02 | K50523.02	1195x595x55 mm.	KAC50510.03.TR

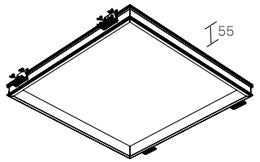

Frame for recessed with frame installation (RF):
Marco para instalación empotrado con marco (RF):

luminaire ref.	frame dimensions	frame ref.
K50510.01 | K50522.01 | K50523.01	608x608x55 mm.	KAC50510.01.RF
K50515.01	633x633x55 mm.	KAC50515.01.RF
K50510.02	1208x308x55 mm.	KAC50510.02.RF
K50510.03 | K50522.02 | K50523.02	1208x608x55 mm.	KAC50510.03.RF

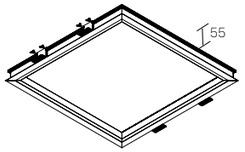

Clamps for recessed with frame installation (RF):
Pinzas para instalación empotrado con marco (RF):

luminaire ref.	units required	clamp ref.
K50510.01 | K50522.01 | K50523.01	4	KC50510.RF
K50515.01	4	KC50510.RF
K50510.02	6	KC50510.RF
K50510.03 | K50522.02 | K50523.02	6	KC50510.RF

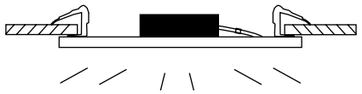

Frame for surface installation (SR):
Marco para instalación superficie (SR):

luminaire ref.	frame dimensions	frame ref.
K50510.01 | K50522.01 | K50523.01	595x595x50 mm.	KAC50510.01.SR
K50515.01	620x620x50 mm.	KAC50515.01.SR
K50510.02	1195x295x50 mm.	KAC50510.02.SR
K50510.03 | K50522.02 | K50523.02	1195x595x50 mm.	KAC50510.03.SR

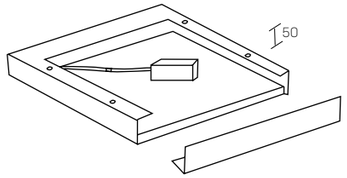

back
index

▲ K50510 chess k-select + KAC50510.PN

Cables for pendant installation (PN):
Cables para instalación colgante (PN):

luminaire ref.	cable dimensions	units required	cable ref.
K50510.01 | K50522.01 | K50523.01	max. 670 mm.	4	KAC50510.PN
K50515.01		4	KAC50510.PN
K50510.02		6	KAC50510.PN
K50510.03 | K50522.02 | K50523.02		6	KAC50510.PN

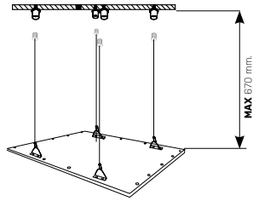

Accesories are delivered separately (not installed in luminaire) / Los accesorios se sirven por separado (no instalados en la luminaria).

The luminaire can be customised with the color chart options using code COLORCOST.DIMENSIONS.XX (e.g. COLORCOST.01.GY). Refer to 238 page.
La luminaria se puede personalizar con las opciones de la carta de color usando el código COLORCOST.DIMENSIONS.XX (ej. COLORCOST.01.GY) Ver pag. 238.

indoor

RF

moon

K50110

ICON FLASH

ALUMINIUM | IP20 IP23 | IK05 | LIGHT DIRECTION FIXED | NON DIMMABLE | GU10 | 0° | HONEYCOMB | INDOOR | 110-240 V 50-60 Hz | LIFE 35.000h | WARRANTY 3 Years

GU Lamps / Lamparas GU.

pag. 233 GU

MOON	ref.	dimensions mm.	inst.	finish	optic options	power	CRI		K	eff. Lm/W	lumen max.	dimm opt.	tech opt.	watt max.	mA	sketch
	K50110	**.01** Ø85x40 (105)*	**.RF**	●	■	-	-	-	-	-	-	▲	⬟	8W LED	-	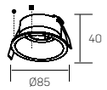
	75 mm.	20 mm.	● ext-int finish **.BK-BK | .WH-WH**	■ **.GU**	▲ -								⬟ -			● ■ **K50110.01.RF.XX.GU**

* *Luminaire's total height includes lamp and lamp holder.* / La altura total de la luminaria incluye la bombilla y el portalámpara.

back

index

moon daisy

K50132

ICON FLASH

indoor

RF

ALUMINIUM | IP20 IP23 | IK05 | LIGHT DIRECTION ADJUSTABLE | NON DIMMABLE | GU10 | 15° | HONEYCOMB | INDOOR | 110-240 V 50-60 Hz | LIFE 35.000h | WARRANTY 3 Years

GU Lamps / Lamparas GU.

pag. 233 GU

MOON DAISY	ref.	dimensions mm.	inst.	finish	optic options	power	CRI		K	eff. Lm/W	lumen max.	dimm opt.	tech opt.	watt max.	mA	sketch
	K50132	**.01** Ø83x50 (114)*	**.RF**	●	■	-	-	-	-	-	-	▲	⬟	8W LED	-	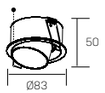
	76 mm.	20 mm.	● ext-int finish **.BK-BK | .WH-WH**	■ **.GU**	▲ -								⬟			● ■ **K50132.01.RF.XX.GU**

* *Luminaire's total height includes lamp and lamp holder.* / La altura total de la luminaria incluye la bombilla y el portalámpara.

▲ K50112 ozone

▲ K55006 flow

ozone

K50112

ICON FLASH

indoor

ALUMINIUM | IP20 IP23 | IK05 | LIGHT DIRECTION ADJUSTABLE | NON DIMMABLE | GU10 | 30° | HONEYCOMB | INDOOR | 110-240 V 50-60 Hz | LIFE 35.000h | WARRANTY 3 Years

RF

GU Lamps / Lamparas GU.

pag. 233 GU

OZONE	ref.	dimensions mm.	inst.	finish	optic options	power	CRI		K	eff. Lm/W	lumen max.	dimm opt.	tech opt.	watt max.	mA	sketch
	K50112	**.01** Ø90x58 (130)*	**.RF**	●	■	-	-	-	-	-	-	▲	⬟	8W LED	-	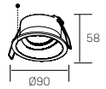
	80 mm.	20 mm.		● ext-int finish **.BK-BK | .WH-WH**		■ **.GU**			▲ -				⬟			● ■ **K50112.01.RF.XX.GU**

** Luminaire's total height includes lamp and lamp holder.* / La altura total de la luminaria incluye la bombilla y el portalámpara.

back

index

indoor

RF

sun

K50140

ICON FLASH

ALUMINIUM | IP20 IP23 | IK05 | LIGHT DIRECTION FIXED | NON DIMMABLE | GU10 | 0° | HONEYCOMB | INDOOR | 110-240 V 50-60 Hz | LIFE 35.000h | WARRANTY 3 Years

GU Lamps / Lamparas GU.

pag. 233 GU

SUN	ref.	dimensions mm.	inst.	finish	optic options	power	CRI		K	eff. Lm/W	lumen max.	dimm opt.	tech opt.	watt max.	mA	sketch
	K50140	**.01** Ø75x44 (100)*	**.RF**	●	■	-	-	-	-	-	-	▲	⬟	8W LED	-	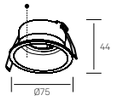
	65mm.	20 mm.	● ext-int finish **.BK-BK | .WH-WH**		■ **.GU**						▲ -	⬟ -		● ■ **K50140.01.RF.XX.GU**		

* *Luminaire's total height includes lamp and lamp holder.* / La altura total de la luminaria incluye la bombilla y el portalámpara.

back

index

sun dawn

K50141

ICON FLASH

indoor

RF

ALUMINIUM | IP20 IP23 | IK05 | LIGHT DIRECTION FIXED | NON DIMMABLE | GU10 | 0° | HONEYCOMB | INDOOR | 110-240 V 50-60 Hz | LIFE 35.000h | WARRANTY 3 Years

GU Lamps / Lamparas GU.

pag. 233 GU

SUN DAWN	ref.	dimensions mm.	inst.	finish	optic options	power	CRI		K	eff. Lm/W	lumen max.	dimm opt.	tech opt.	watt max.	mA	sketch
	K50141	**.01** Ø75x45 (100)*	**.RF**	●	■	-	-	-	-	-	-	▲	⬟	8W LED	-	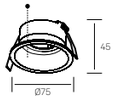
	65mm.	20 mm.	● ext-int finish **.BK-BK | .WH-WH**		■ **.GU**						▲ -	⬟ -		● ■ **K50141.01.RF.XX.GU**		

* *Luminaire's total height includes lamp and lamp holder.* / La altura total de la luminaria incluye la bombilla y el portalámpara.

indoor

RF

venus

K50111

ICON FLASH

ALUMINIUM | IP20 IP23 | IK05 | LIGHT DIRECTION ADJUSTABLE | NON DIMMABLE | GU10 | 30° | 0° | INDOOR | 110-240 V 50-60 Hz | LIFE 35.000h | WARRANTY 3 Years

GU Lamps / Lamparas GU.

pag. 233 GU

VENUS	ref.	dimensions mm.	inst.	finish	optic options	power	CRI		K	eff. Lm/W	lumen max.	dimm opt.	tech opt.	watt max.	mA	sketch
	K50111	**.01** Ø92x37 (103)*	**.RF**	●	■	-	-	-	-	-	-	▲	⬟	8W LED	-	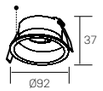
	80 mm.	20 mm.	● ext-int finish **.BK-BK | .WH-WH**	■ **.GU**	▲ -								⬟	**K50111.01.RF.XX.GU**		

* *Luminaire's total height includes lamp and lamp holder.* / La altura total de la luminaria incluye la bombilla y el portalámpara.

back

index

venus dash

K50131

ICON FLASH

indoor

RF

ALUMINIUM | IP20 IP23 | IK05 | LIGHT DIRECTION ADJUSTABLE | NON DIMMABLE | GU10 | 30° | HONEYCOMB | INDOOR | 110-240 V 50-60 Hz | LIFE 35.000h | WARRANTY 3 Years

GU Lamps / Lamparas GU.

pag. 233 GU

VENUS DASH	ref.	dimensions mm.	inst.	finish	optic options	power	CRI		K	eff. Lm/W	lumen max.	dimm opt.	tech opt.	watt max.	mA	sketch
	K50131	**.01** Ø80x35 (100)*	**.RF**	●	■	-	-	-	-	-	-	▲	⬟	8W LED	-	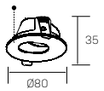
	70 mm.	20 mm.	● ext-int finish **.BK-BK | .WH-BK**	■ **.GU**	▲ -								⬟	**K50131.01.RF.XX.GU**		

* *Luminaire's total height includes lamp and lamp holder.* / La altura total de la luminaria incluye la bombilla y el portalámpara.

indoor

RF

venus dip IP65

K50113

ICON FLASH

ALUMINIUM | IP20 IP65 | IK05 | LIGHT DIRECTION FIXED | NON DIMMABLE | GU10 | 0° | HONEYCOMB | INDOOR OUTDOOR | 110-240 V 50-60 Hz | LIFE 35.000h | WARRANTY 3 Years

GU Lamps / Lamparas GU.

pag. 233 GU

VENUS DIP IP65	ref.	dimensions mm.	inst.	finish	optic options	power	CRI		K	eff. Lm/W	lumen max.	dimm opt.	tech opt.	watt max.	mA	sketch
	K50113	**.01** Ø85x45 (108)*	**.RF**	●	■	-	-	-	-	-	-	▲	⬟	8W LED	-	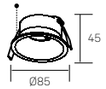
	72 mm.	20 mm.	● ext-int finish **.BK-BK | .WH-WH**	■ **.GU**	▲ -								⬟	**K50113.01.RF.XX.GU**		

* *Luminaire's total height includes lamp and lamp holder.* / La altura total de la luminaria incluye la bombilla y el portalámpara.

back

index

venus dot

K50130

ICON FLASH

indoor

RF

ALUMINIUM | IP20 IP23 | IK05 | LIGHT DIRECTION FIXED | NON DIMMABLE | GU10 | 0° | HONEYCOMB | INDOOR | 110-240 V 50-60 Hz | LIFE 35.000h | WARRANTY 3 Years

GU Lamps / Lamparas GU.

pag. 233 GU

VENUS DOT	ref.	dimensions mm.	inst.	finish	optic options	power	CRI		K	eff. Lm/W	lumen max.	dimm opt.	tech opt.	watt max.	mA	sketch
	K50130	**.01** Ø80x35 (95)*	**.RF**	●	■	-	-	-	-	-	-	▲	⬟	8W LED	-	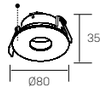
	70 mm.	20 mm.	● ext-int finish **.BK-BK | .WH-BK**	■ **.GU**	▲ -								⬟	**K50130.01.RF.XX.GU**		

* *Luminaire's total height includes lamp and lamp holder.* / La altura total de la luminaria incluye la bombilla y el portalámpara.

WALL SURFACE

▲ K50700 wally

indoor

WS

marvin

K50707

ICON FLASH

ALUMINIUM | IP20 | IK05 | LIGHT DIRECTION FIXED | NON DIMMABLE | INTEGRATED | 0° | 0° | INDOOR | 220-240 V 50-60 Hz | LIFE 35.000h | WARRANTY 3 Years

MARVIN	ref.	dimensions mm.	inst.	finish	optic options	power	CRI		K	eff. Lm/W*	lumen max.*	dimm opt.	tech opt.	watt max.	mA	sketch
	K50707	**.01** Ø180x42	**.WS**	●	■	**.ST**	**.8**	80	**.30**	80	860	▲	⬟	12	300	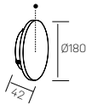
	-	-	● ext-int finish **.BK-BK | .WH-WH**				■ -				▲ -		⬟ -	**K50707.01.WS.XX.ST.8.30**		

** Please might expect a max. 15% value reduction in finishes other than white. / Puede haber una reducción máx. del 15% en el dato de los acabados distintos al blanco.*

back

index

▲ K50707 marvin

▲ K55006 flow

indoor

WS

kubiq

K50708

ICON FLASH

ALUMINIUM | IP20 | IK05 | LIGHT DIRECTION FIXED | NON DIMMABLE | INTEGRATED | 0° | 0° | INDOOR | 220-240 V 50-60 Hz | LIFE 35.000h | WARRANTY 3 Years

K UBIQ	ref.	dimensions mm.	inst.	finish	optic options	power	CRI		K	eff. Lm/W	lumen max.	dimm opt.	tech opt.	watt max.	mA	sketch
	K50708	**.01** 100x100x100	**.WS**	●	■	**.ST**	**.9**	90	**.30**	77	615	▲	⬟	8	180	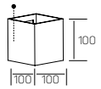
									.40	87	685					
	-	-		● ext-int finish **.WH-WH**			■ -				▲ -		⬟ -	● **K50708.01.WS.XX.ST.9.XX**		

back

index

▲ K50300 luxo dara

▲ K50708 kubiq

▲ K50709 serena

▲ K50155 luxo aura

back

index

serena

K50709

ICON FLASH

indoor

ALUMINIUM | IP32 | IK05 | LIGHT DIRECTION FIXED | NON DIMMABLE | INTEGRATED | 0° | 0° | INDOOR | 220-240 V 50-60 Hz | LIFE 35.000h | WARRANTY 3 Years

WS

SERENA	ref.	dimensions mm.	inst.	finish	optic options	power	CRI		K	eff. Lm/W	lumen max.	dimm opt.	tech opt.	watt max.	mA	sketch
	K50709	**.01** 150x100x100	**.WS**	●	■	**.ST**	**.8**	80	**.30**	64	365	▲	⬟	5	300	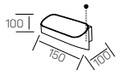
	-	-	● ext-int finish **.WH-WH**				■ -				▲ -		⬟ -	**K50709.01.WS.XX.ST.8.X**		

SERENA	ref.	dimensions mm.	inst.	finish	optic options	power	CRI		K	eff. Lm/W	lumen max.	dimm opt.	tech opt.	watt max.	mA	sketch
	K50709	**.02** 250x100x100	**.WS**	●	■	**.ST**	**.8**	80	**.30**	74	840	▲	⬟	10	300	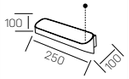
	-	-	● ext-int finish **.WH-WH**				■ -				▲ -		⬟ -	**K50709.02.WS.XX.ST.8.X**		

SERENA	ref.	dimensions mm.	inst.	finish	optic options	power	CRI		K	eff. Lm/W	lumen max.	dimm opt.	tech opt.	watt max.	mA	sketch
	K50709	**.03** 350x100x100	**.WS**	●	■	**.ST**	**.8**	80	**.30**	83	1250	▲	⬟	15	300	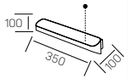
	-	-	● ext-int finish **.WH-WH**				■ -				▲ -		⬟ -	**K50709.03.WS.XX.ST.8.X**		

indoor

WS

sasha

K50710

ICON FLASH

ALUMINIUM | IP32 | IK05 | LIGHT DIRECTION FIXED | NON DIMMABLE | INTEGRATED | 0° | 0° | INDOOR | 220-240 V 50-60 Hz | LIFE 35.000h | WARRANTY 3 Years | CE

SASHA	ref.	dimensions mm.	inst.	finish	optic options	power	CRI		K	eff. Lm/W*	lumen max.*	dimm opt.	tech opt.	watt max.	mA	sketch
	K50710	**.01** 150x100x60	**.WS**	●	■	**.ST**	**.8**	80	**.30**	64	365	▲	⬟	5	250	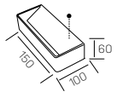
	-	-	● ext-int finish **.BK-BK | .WH-WH**				■ -				▲ -		⬟ -	**K50710.01.WS.XX.ST.8.30**		

SASHA	ref.	dimensions mm.	inst.	finish	optic options	power	CRI		K	eff. Lm/W*	lumen max.*	dimm opt.	tech opt.	watt max.	mA	sketch
	K50710	**.02** 250x100x60	**.WS**	●	■	**.ST**	**.8**	80	**.30**	74	840	▲	⬟	10	250	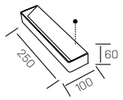
	-	-	● ext-int finish **.BK-BK | .WH-WH**				■ -				▲ -		⬟ -	**K50710.02.WS.XX.ST.8.30**		

SASHA	ref.	dimensions mm.	inst.	finish	optic options	power	CRI		K	eff. Lm/W*	lumen max.*	dimm opt.	tech opt.	watt max.	mA	sketch
	K50710	**.03** 350x100x60	**.WS**	●	■	**.ST**	**.8**	80	**.30**	83	1250	▲	⬟	15	400	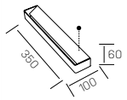
	-	-	● ext-int finish **.BK-BK | .WH-WH**				■ -				▲ -		⬟ -	**K50710.03.WS.XX.ST.8.30**		

** Please might expect a max. 15% value reduction in finishes other than white.* / Puede haber una reducción máx. del 15% en el dato de los acabados distintos al blanco.

back

index

▲ K50710 sasha

▲ K50706 meso

meso

K50706

ICON FLASH

indoor

ALUMINIUM | IP44 | IK05 | LIGHT DIRECTION FIXED | NON DIMMABLE | INTEGRATED | 0° | 0° | INDOOR | 220-240 V 50-60 Hz | LIFE 35.000h | WARRANTY 3 Years | CE | WS

MESO	ref.	dimensions mm.	inst.	finish	optic options	power	CRI		K	eff. Lm/W*	lumen max.*	dimm opt.	tech opt.	watt max.	mA	sketch
	K50706	**.01** 110x66x245	**.WS**	●	■	**.ST**	**.9**	90	**.30**	72	590	▲	⬟	10	500	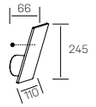
	-	-		● ext-int finish **.BK-BK | .WH-WH**			■ -				▲ -	⬟ -		● **K50706.01.WS.XX.ST.9.30**		

** Please might expect a max. 15% value reduction in finishes other than white. / Puede haber una reducción máx. del 15% en el dato de los acabados distintos al blanco.*

back

index

indoor

WS

myni

K50704

ICON FLASH

ALUMINIUM | IP20 | IK10 | LIGHT DIRECTION ADJUSTABLE | NON DIMMABLE | INTEGRATED | 90° | 360° | INDOOR | 220-240 V 50-60 Hz | LIFE 35.000h | WARRANTY 3 Years

MYNI	ref.	dimensions mm.	inst.	finish	optic options	power	CRI		K	eff. Lm/W*	lumen max.*	dimm opt.	tech opt.	watt max.	mA	sketch
	K50704	**.01** Ø70x62x85	**.WS**	●	■	.ST	.8	80	.30	55	165	▲	⬟	3	650	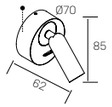
	-	-	● ext-int finish **.BK-BK | .WH-WH**				■ -				▲ -		⬟ -			● **K50704.01.WS.XX.ST.8.30**

* *Please might expect a max. 15% value reduction in finishes other than white.* / Puede haber una reducción máx. del 15% en el dato de los acabados distintos al blanco.

back

index

myni sq

K50705

ICON FLASH

indoor

WS

ALUMINIUM | IP20 | IK10 | LIGHT DIRECTION ADJUSTABLE | NON DIMMABLE | INTEGRATED | 90° | 360° | INDOOR | 220-240 V 50-60 Hz | LIFE 35.000h | WARRANTY 3 Years

MYNI SQ	ref.	dimensions mm.	inst.	finish	optic options	power	CRI		K	eff. Lm/W*	lumen max.*	dimm opt.	tech opt.	watt max.	mA	sketch
	K50705	**.01** 65x62x85	**.WS**	●	■	.ST	.8	80	.30	49	165	▲	⬟	3	650	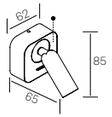
	-	-	● ext-int finish **.BK-BK | .WH-WH**				■ -				▲ -		⬟ -			● **K50705.01.WS.XX.ST.8.30**

* *Please might expect a max. 15% value reduction in finishes other than white.* / Puede haber una reducción máx. del 15% en el dato de los acabados distintos al blanco.

▲ K50704 myni ▲ K50705 myni sq

indoor

WS

sign

K50702

ICON FLASH

ALUMINIUM | IP20 | IK10 | LIGHT DIRECTION ADJUSTABLE | NON DIMMABLE | INTEGRATED | 90° | 360° | INDOOR | 220-240 V 50-60 Hz | LIFE 35.000h | WARRANTY 3 Years

Other installations / Otras instalaciones.

pag. 145 .WR

SIGN	ref.	dimensions mm.	inst.	finish	optic options	power	CRI		K	eff. Lm/W*	lumen max.*	dimm opt.	tech opt.	watt max.	mA	sketch
	K50702	**.01** 70x30x185	**.WS**	●	■	.ST	.8	80	.30	49	160	▲	⬟	3	650	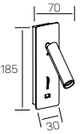
	-	-	● ext-int finish **.BK-BK | .WH-WH**				■ -				▲ -		⬟ -	**K50702.01.WS.XX.ST.8.30**		

* *Please might expect a max. 15% value reduction in finishes other than white.* / Puede haber una reducción máx. del 15% en el dato de los acabados distintos al blanco.

back

index

pixy

K50703

ICON FLASH

indoor

ALUMINIUM | IP20 | IK10 | LIGHT DIRECTION ADJUSTABLE | NON DIMMABLE | INTEGRATED | 90° | 180° | INDOOR | 220-240 V 50-60 Hz | LIFE 35.000h | WARRANTY 3 Years

WS

PIXY	ref.	dimensions mm.	inst.	finish	optic options	power	CRI		K	eff. Lm/W	lumen max.	dimm opt.	tech opt.	watt max.	mA	sketch
	K50703	**.01** 120x70x390	**.WS**	●	■	.ST	.8	80	.30	70	700	▲	⬟	7 + 3	650 + 300	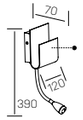
	-	-	● ext-int finish **.BK-BK | .WH-WH**				■ -				▲ -		⬟ -	**K50703.01.WS.XX.ST.8.30**		

▲ K50701 bot

▲ K55006 flow

indoor

WS

bot

K50701

ICON FLASH

ALUMINIUM | IP20 | IK10 | LIGHT DIRECTION ADJUSTABLE | NON DIMMABLE | INTEGRATED | 0° | 360° | INDOOR | 220-240 V 50-60 Hz | LIFE 35.000h | WARRANTY 3 Years

BOT	ref.	dimensions mm.	inst.	finish	optic options	power	CRI		K	eff. Lm/W	lumen max.	dimm opt.	tech opt.	watt max.	mA	sketch
	K50701	**.01** Ø117x125	**.WS**	●	■	**.ST**	**.8**	80	**.30**	47	300	▲	⬟	6	300	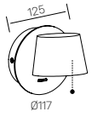
	-	-	● ext-int finish **.BK-BK | .WH-WH**				■ -				▲ -		⬟ -			● **K50701.01.WS.XX.ST.8.30**

back

index

Kohl light is life

wally

K50700

ICON FLASH

ALUMINIUM | IP20 | IK10 | LIGHT DIRECTION ADJUSTABLE | NON DIMMABLE | INTEGRATED | 45° | 360° | INDOOR | 220-240 V 50-60 Hz | LIFE 35.000h | WARRANTY 3 Years

indoor

WS

WALLY	ref.	dimensions mm.	inst.	finish	optic options	power	CRI		K	eff. Lm/W*	lumen max.*	dimm opt.	tech opt.	watt max.	mA	sketch
	K50700	**.01** 120x80x95	**.WS**	●	■	**.ST**	**.8**	80	**.30**	50	325	▲	⬟	6	300	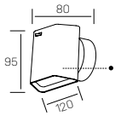
	-	-	● ext-int finish **.BK-BK | .WH-WH**				■ -				▲ -		⬟ -			● **K50700.01.WS.XX.ST.8.30**

** Please might expect a max. 15% value reduction in finishes other than white. / Puede haber una reducción máx. del 15% en el dato de los acabados distintos al blanco.*

Kohl light is life

TRIMLESS

▲ K50126 ozone sat ▲ K50125 ozone sat sq



Other installations / Otras instalaciones.

pag. 18 .SR
pag. 42 .RF
pag. 157 .TK

nses

K51300

ICON FLASH

ALUMINIUM · IP20 IP23 · IK06 · LIGHT DIRECTION FIXED · DIM OPTIONAL · REMOTE · 0° · 0° · INDOOR · 220-240 V 50-60 Hz · LIFE 35.000h · WARRANTY 3 Years · CE

NSES	ref.	dimensions mm.	inst.	finish	optic options	power	CRI		K	eff. Lm/W	lumen max.	dimm opt.	tech opt.	watt max.	mA	sketch
	K51300	**.01** 95x35x56.5	**.TR**	●	■	**.ST**	**.9**	90	**.27**	69	480	▲	⬟	6	700	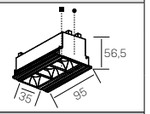
									.30	74	520					
									.40	80	560					
	100x70mm.	20 mm.		● ext-int finish **.BK-BK-BK | .WH-BK-BK**			■ **.15 | .30 | .45**				▲ **.DA | .PU**		⬟ -			● ■ ▲ **K51300.01.TR.XX.XX.ST.9.XX.XX**

NSES	ref.	dimensions mm.	inst.	finish	optic options	power	CRI		K	eff. Lm/W	lumen max.	dimm opt.	tech opt.	watt max.	mA	sketch
	K51300	**.02** 137x35x56.5	**.TR**	●	■	**.ST**	**.9**	90	**.27**	70	835	▲	⬟	10	700	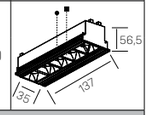
									.30	73	875					
									.40	76	915					
	143x70 mm.	20 mm.		● ext-int finish **.BK-BK-BK | .WH-BK-BK**			■ **.15 | .30 | .45**				▲ **.DA | .PU | .D1**		⬟ -			● ■ ▲ **K51300.02.TR.XX.XX.ST.9.XX.XX**

NSES	ref.	dimensions mm.	inst.	finish	optic options	power	CRI		K	eff. Lm/W	lumen max.	dimm opt.	tech opt.	watt max.	mA	sketch
	K51300	**.03** 270x35x56.5	**.TR**	●	■	**.ST**	**.9**	90	**.27**	68	1430	▲	⬟	20	600	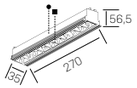
									.30	73	1530					
									.40	78	1630					
	275x70 mm.	20 mm.		● ext-int finish **.BK-BK-BK | .WH-BK-BK**			■ **.15 | .30 | .45**				▲ **.DA | .PU | .D1 | .PC**		⬟ -			● ■ ▲ **K51300.03.TR.XX.XX.ST.9.XX.XX**

back
index

▲ K51300 nses

▲ K50707 marvin

ozone sat

K50126

ICON FLASH

ALUMINIUM | IP20 IP23 | IK05 | LIGHT DIRECTION FIXED | NON DIMMABLE | GU10 | 0° | 0° | INDOOR | 110-240 V 50-60 Hz | LIFE 35.000h | WARRANTY 3 Years

GU Lamps / Lamparas GU

pag. 233 GU

OZONE SAT	ref.	dimensions mm.	inst.	finish	optic options	power	CRI		K	eff. Lm/W	lumen max.	dimm opt.	tech opt.	watt max.	mA	sketch
	K50126	**.01** Ø85x56 (125)*	**.TR**	●	■	-	-	-	-	-	-	▲	⬟	8W LED	-	
	96 mm.	20 mm.		● ext-int finish **.BK-BK | .WH-WH**	■ **.GU**		▲ -						⬟ -			● ■ **K50126.01.TR.XX.GU**

* *Luminaire's total height includes lamp and lamp holder.* / La altura total de la luminaria incluye la bombilla y el portalámpara.

back

index

▲ K50126 ozone sat

▲ K50125 ozone sat sq

ozone sat sq

K50125

ICON FLASH

indoor

ALUMINIUM | IP20 IP23 | IK05 | LIGHT DIRECTION FIXED | NON DIMMABLE | GU10 | 0° | 0° | INDOOR | 110-240 V 50-60 Hz | LIFE 35.000h | WARRANTY 3 Years

GU Lamps / Lamparas GU

pag. 233 GU

TR

OZONE SAT SQ	ref.	dimensions mm.	inst.	finish	optic options	power	CRI		K	eff. Lm/W	lumen max.	dimm opt.	tech opt.	watt max.	mA	sketch
	K50125	**.01** 78x78x50 (128)*	**.TR**	●	■	-	-	-	-	-	-	▲	⬟	8W LED	-	50 / 78 / 78
	88x88 mm.	20 mm.		● ext-int finish **.BK-BK | .WH-WH**	■ **.GU**		▲ -					⬟ -		**K50125.01.TR.XX.GU**		

** Luminaire's total height includes lamp and lamp holder.* / La altura total de la luminaria incluye la bombilla y el portalámpara.

back

index

WALL RECESSED



▲ K51201 agatar

▲ K51201 floor wash family

indoor

turma

K51207

ICON FLASH

ALUMINIUM · IP20 / IP23 · IK05 · LIGHT DIRECTION FIXED · NON DIMMABLE · INTEGRATED · 0° · 0° · INDOOR · 220-240 V 50-60 Hz · LIFE 35.000h · WARRANTY 3 Years

WR

TURMA	ref.	dimensions mm.	inst.	finish	optic options	power	CRI		K	eff. Lm/W*1	lumen max.*1	dimm opt.	tech opt.	watt max.	mA	sketch
	K51207	**.01** Ø56x77,5	**.WR**	●	■	.ST	.8	80	.30	65	196	▲	⬟	3	600	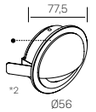
	Ø55x65mm.	-	● ext-int finish **.WH-WH**				■ -				▲ -		⬟ -			● **K51207.01.WR.XX.ST.8.30**

*1 *Real values* / Valores reales. *2 *Product contains a splice box* / El producto contiene caja de conexión.

back

index

kora

K51206

ICON FLASH

indoor

ALUMINIUM · IP20 / IP23 · IK05 · LIGHT DIRECTION FIXED · NON DIMMABLE · INTEGRATED · 0° · 0° · INDOOR · 220-240 V 50-60 Hz · LIFE 35.000h · WARRANTY 3 Years

WR

KORA	ref.	dimensions mm.	inst.	finish	optic options	power	CRI		K	eff. Lm/W*1	lumen max.*1	dimm opt.	tech opt.	watt max.	mA	sketch
	K51206	**.01** Ø75x76	**.WR**	●	■	.ST	.8	80	.30	65	196	▲	⬟	3	600	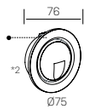
	Ø66x65 mm.	-	● ext-int finish **.WH-WH**				■ -				▲ -		⬟ -			● **K51206.01.WR.XX.ST.8.30**

*1 *Real values* / Valores reales. *2 *Product contains a splice box* / El producto contiene caja de conexión.

indoor

rubix

K51205

ICON FLASH

ALUMINIUM | IP20 IP23 | IK05 | LIGHT DIRECTION FIXED | NON DIMMABLE | INTEGRATED | 0° | 0° | INDOOR | 220-240 V 50-60 Hz | LIFE 35.000h | WARRANTY 3 Years

WR

sign

K50702

ICON FLASH

indoor

ALUMINIUM | IP20 IP20 | IK10 | LIGHT DIRECTION ADJUSTABLE | NON DIMMABLE | INTEGRATED | 90° | 360° | INDOOR | 220-240 V 50-60 Hz | LIFE 35.000h | WARRANTY 3 Years

Other installations / Otras instalaciones.

pag. 126 .WS

WR

RUBIX	ref.	dimensions mm.	inst.	finish	optic options	power	CRI		K	eff. Lm/W*1	lumen max.*1	dimm opt.	tech opt.	watt max.	mA	sketch
	K51205	**.01** Ø75x68	**.WR**	●	■	.ST	.8	80	.30	65	196	▲	⬟	3	600	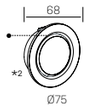
	Ø66x65 mm.	-	● ext-int finish **.WH-WH**		■ -						▲ -		⬟ -			**K51205.01.WR.XX.ST.8.30**

*1 *Real values* / Valores reales. *2 *Product contains a splice box* / El producto contiene caja de conexión.

SIGN	ref.	dimensions mm.	inst.	finish	optic options	power	CRI		K	eff. Lm/W*	lumen max.*	dimm opt.	tech opt.	watt max.	mA	sketch
	K50702	**.01** 70x30x185	**.WR**	●	■	.ST	.8	80	.30	49	160	▲	⬟	3	650	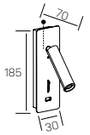
	56x175 mm.	-	● ext-int finish **.BK-BK | .WH-WH**		■ -						▲ -		⬟ -			**K50702.01.WR.XX.ST.8.30**

* *Please might expect a max. 15% value reduction in finishes other than white.* / Puede haber una reducción máx. del 15% en el dato de los acabados distintos al blanco.

back

index

indoor

jadex

K51203

ICON FLASH

ALUMINIUM · IP20 IP54 · IK05 · LIGHT DIRECTION FIXED · NON DIMMABLE · INTEGRATED · 0° · 0° · INDOOR OUTDOOR · 220-240 V 50-60 Hz · LIFE 35.000h · WARRANTY 3 Years

WR

JADEX	ref.	dimensions mm.	inst.	finish	optic options	power	CRI		K	eff. Lm/W*1	lumen max.*1	dimm opt.	tech opt.	watt max.	mA	sketch
	K51203	**.01** Ø55x68,5	**.WR**	●	■	**.ST**	**.8**	80	**.30**	65	196	▲	⬟	3	600	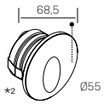
	Ø45x103 mm.	-	● ext-int finish **.WH-WH**			■ -					▲ -		⬟ -	**K51203.01.WR.XX.ST.8.30**		

*1 *Real values* / Valores reales. *2 *Product contains a splice box* / El producto contiene caja de conexión.

back

index

jadex sq

K51204

ICON FLASH

indoor

ALUMINIUM · IP20 IP54 · IK05 · LIGHT DIRECTION FIXED · NON DIMMABLE · INTEGRATED · 0° · 0° · INDOOR OUTDOOR · 220-240 V 50-60 Hz · LIFE 35.000h · WARRANTY 3 Years

WR

JADEX SQ	ref.	dimensions mm.	inst.	finish	optic options	power	CRI		K	eff. Lm/W*1	lumen max.*1	dimm opt.	tech opt.	watt max.	mA	sketch
	K51204	**.01** 55x55x68,5	**.WR**	●	■	**.ST**	**.8**	80	**.30**	65	196	▲	⬟	3	600	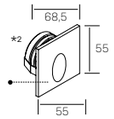
	Ø45x103 mm.	-	● ext-int finish **.WH-WH**			■ -					▲ -		⬟ -	**K51204.01.WR.XX.ST.8.30**		

*1 *Real values* / Valores reales. *2 *Product contains a splice box* / El producto contiene caja de conexión.

▲ K51400 chas ▲ K51204 jadex sq

indoor

agatar

K51201

ICON FLASH

ALUMINIUM · IP20 IP54 · IK05 · LIGHT DIRECTION FIXED · NON DIMMABLE · INTEGRATED · 0° · 0° · INDOOR OUTDOOR · 220-240 V 50-60 Hz · LIFE 35.000h · WARRANTY 3 Years

WR

AGATAR	ref.	dimensions mm.	inst.	finish	optic options	power	CRI		K	eff. Lm/W*1	lumen max.*1	dimm opt.	tech opt.	watt max.	mA	sketch
	K51201	**.01** 70x79x70	**.WR**	●	■	**.ST**	**.8**	80	**.30**	100	305	▲	⬟	3	300	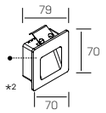
	60x67x76 mm.	-	● ext-int finish **.WH-WH**		■ -						▲ -		⬟ -			● **K51201.01.WR.XX.ST.8.30**

*1 *Real values* / Valores reales. *2 *Product contains a splice box* / El producto contiene caja de conexión.

back

index

rubix topaz

K51202

ICON FLASH

indoor

ALUMINIUM · IP20 IP54 · IK05 · LIGHT DIRECTION FIXED · NON DIMMABLE · INTEGRATED · 0° · 0° · INDOOR OUTDOOR · 220-240 V 50-60 Hz · LIFE 35.000h · WARRANTY 3 Years

WR

RUBIX TOPAZ	ref.	dimensions mm.	inst.	finish	optic options	power	CRI		K	eff. Lm/W*1	lumen max.*1	dimm opt.	tech opt.	watt max.	mA	sketch
	K51202	**.01** Ø50x67,5	**.WR**	●	■	**.ST**	**.8**	80	**.30**	65	196	▲	⬟	3	600	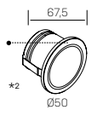
	Ø45x115 mm.	-	● ext-int finish **.WH-WH**		■ -						▲ -		⬟ -			● **K51202.01.WR.XX.ST.8.30**

*1 *Real values* / Valores reales. *2 *Product contains a splice box* / El producto contiene caja de conexión.

indoor

WR

focus

K51200

ICON FLASH

ALUMINIUM | IP20 IP23 | IK05 | LIGHT DIRECTION ADJUSTABLE | NON DIMMABLE | GU10 | 90° | HONEYCOMB | INDOOR | 110-240 V 50-60 Hz | LIFE 35.000h | WARRANTY 3 Years

GU Lamps / Lamparas GU

pag. 233 GU

FOCUS	ref.	dimensions mm.	inst.	finish	optic options	power	CRI		K	eff. Lm/W	lumen max.	dimm opt.	tech opt.	watt max.	mA	sketch
	K51200	**.01** 85x74(130)*1 x130	**.WR**	●	■	-	-	-	-	-	-	▲	⬟	8W LED	-	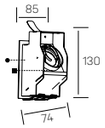
	70x130x150	-	● ext-int finish **.BK-BK | .WH-WH**				■ **.GU**				▲ -		⬟ -	● ■ **K51200.01.WR.XX.GU**		

*1 Luminaire's total height includes lamp and lamp holder. La altura total de la luminaria incluye la bombilla y el portalámpara.

back

index

▲ K51200 focus ▲ K50706 meso

TRACK LIGHT

▲ K51500 fame

nses

K51300

ICON FLASH

indoor

ALUMINIUM · IP20 · IK06 · LIGHT DIRECTION FIXED · DIM OPTIONAL · INTEGRATED · 60° · 360° · INDOOR · 220-240 V 50-60 Hz · LIFE 35.000h · WARRANTY 3 Years · CE

Other installations / Otras instalaciones.

pag. 18 .SR

pag. 42 .RF

pag. 134 .TR

TK

NSES	ref.	dimensions mm.	inst.	finish	optic options	power	CRI		K	eff. Lm/W	lumen max.	dimm opt.	tech opt.	watt max.	mA	sketch
	K51300	**.01** 137x34.5x80	**.TK**	●	■	**.ST**	**.9**	90	**.27**	70	835	▲	⬟	10	700	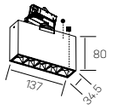
									.30	73	875					
									.40	76	915					
	-	-		● ext-int finish **.BK-BK | .WH-BK**			**.15 | .30 | .45**				▲ **.DA**		⬟			● ■ ▲ **K51300.01.TK.XX.XX.ST.9.XX.XX**

NSES	ref.	dimensions mm.	inst.	finish	optic options	power	CRI		K	eff. Lm/W	lumen max.	dimm opt.	tech opt.	watt max.	mA	sketch
	K51300	**.02** 270x34.5x80	**.TK**	●	■	**.ST**	**.9**	90	**.27**	68	1430	▲	⬟	20	600	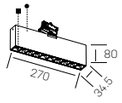
									.30	73	1530					
									.40	78	1630					
	-	-		● ext-int finish **.BK-BK | .WH-BK**			**.15 | .30 | .45**				▲ **.DA**		⬟			● ■ ▲ **K51300.02.TK.XX.XX.ST.9.XX.XX**

back

index

fame

K51500

ICON FLASH

ALUMINIUM | IP20 | IK02 | LIGHT DIRECTION ADJUSTABLE | DIM OPTIONAL | INTEGRATED | 90° | 360° | INDOOR | 220-240 V 50-60 Hz | LIFE 35.000h | WARRANTY 3 Years | CE

FAME	ref.	dimensions mm.	inst.	finish	optic options	power	CRI		K	eff. Lm/W*1	lumen max.*1	dimm opt.	tech opt.	watt max.	mA	sketch
	K51500	**.01** 110xØ55x95	**.TK**	●	■	**.ST**	**.8**	80	**.30**	80	830	▲	⬟	10	250	
									.40	82	850					
	-	-	● ext-int finish **.BK-BK | .WH-WH**				■ **.38 | .60**			▲ **.DA**			⬟	● ■ ▲ **K51500.01.TK.XX.38.ST.8.XX.XX**		

FAME	ref.	dimensions mm.	inst.	finish	optic options	power	CRI		K	eff. Lm/W*1	lumen max.*1	dimm opt.	tech opt.	watt max.	mA	sketch
	K51500	**.02** 155xØ75x120	**.TK**	●	■	**.ST**	**.8**	80	**.30**	85	1710	▲	⬟	20	500	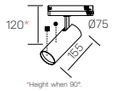
									.40	93	1880					
	-	-	● ext-int finish **.BK-BK | .WH-WH**				■ **.38 | .60**			▲ **.DA**			⬟	● ■ ▲ **K51500.02.TK.XX.38.ST.8.XX.XX**		

FAME	ref.	dimensions mm.	inst.	finish	optic options	power	CRI		K	eff. Lm/W*1	lumen max.*1	dimm opt.	tech opt.	watt max.	mA	sketch
	K51500	**.03** 185xØ75x120	**.TK**	●	■	**.ST**	**.8**	80	**.30**	84	2430	▲	⬟	30	700	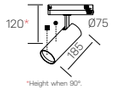
									.40	92	2670					
	-	-	● ext-int finish **.BK-BK | .WH-WH**				■ **.38 | .60**			▲ **.DA**			⬟	● ■ ▲ **K51500.03.TK.XX.38.ST.8.XX.XX**		

**1 Please might expect a max. 15% value reduction in finishes other than white. / Puede haber una reducción máx. del 15% en el dato de los acabados distintos al blanco.*

back

index

▲ K55006 flow

▲ K51500 fame

3-CIRCUIT TRACK

indoor

3-CIRCUIT TRACK	ref	track lenght	inst.	finish	dimm. opt.	
	K3-CT	**.01** 1000mm **.02** 2000mm	**.RF**	**.BK-BK** **.GY-GY** **.WH-WH**	**.DA**	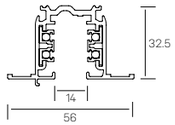
			.SR*			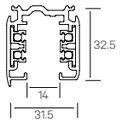

** Add pendant mounting to track profile K3-CT.01.SR & K3-CT.02.SR with accesories K3-CTWS.PN + K3-CTCB* / Añade instalación colgante al perfil track K3-CT.01.SR y K3-CT.02.SR con los accesorios K3-CTWS.PN + K3-CTCB.

TK

L-CORNER ADJUSTABLE UNIÓN AJUSTABLE L	
ref.	**K3-CTL-CA**
finish	**.WH-WH**
	.BK-BK
	.GY-GY
dimm. opt.	**.DA**

L-CORNER UNIÓN L	
ref.	**K3-CTL-C**
finish	**.WH-WH**
	.BK-BK
	.GY-GY
dimm. opt.	**.DA**

T-ANGLE UNIÓN T	
ref.	**K3-CTT-A**
finish	**.WH-WH**
	.BK-BK
	.GY-GY
dimm. opt.	**.DA**

X-ANGLE UNIÓN X	
ref.	**K3-CTT-X**
finish	**.WH-WH**
	.BK-BK
	.GY-GY
dimm. opt.	**.DA**

MIDDLE FEED CORRIENTE MEDIA	
ref.	**K3-CTMF**
finish	**.WH-WH**
	.BK-BK
	.GY-GY
dimm. opt.	**.DA**

STRAIGHT CONNECTOR CONECTOR RECTO	
ref.	**K3-CTSC**
finish	**.WH-WH**
	.BK-BK
	.GY-GY
dimm. opt.	**.DA**

POWER SUPPLY CONEXIÓN DE ALIMENTACIÓN	
ref.	**K3-CTPS**
finish	**.WH-WH**
	.BK-BK
	.GY-GY
dimm. opt.	**.DA**

END CAP TAPA FINAL	
ref.	**K3-CTC**
finish	**.WH-WH**
	.BK-BK
	.GY-GY

BRACKET FOR PENDANT INST. BRACKET PARA INST. COLGANTE	
ref.	**K3-CTCB**
finish	**.WH-WH**
	.BK-BK
	.GY-GY

CABLE FOR PENDANT INST. 3m CABLE PARA INST. COLGANTE 3m	
ref.	**K3-CTWS.PN**
finish	**.WH-WH**
	.BK-BK
	.GY-GY

Accesories are delivered separately (not installed in luminaire) / Los accesorios se sirven por separado (no instalados en la luminaria).

Accesories are delivered separately (not installed in luminaire) / Los accesorios se sirven por separado (no instalados en la luminaria).

back

index

PENDANT

Kohl
light is life

▲ K51400 chas

▲ K51400 chas

chas

K51400

ICON FLASH

indoor

PC | IP20 | IK05 | LIGHT DIRECTION FIXED | NON DIMMABLE

INTEGRATED | 0° | 0° | INDOOR | 220-240 V 50-60 Hz

OPAL | LIFE 35.000h | WARRANTY 3 Years

Other installations / Otras instalaciones.

pag. 29 .SR

PN

CHAS	ref.	dimensions mm.	inst.	finish	optic options	power	CRI		K	eff. Lm/W	lumen max.	dimm opt.	tech opt.	watt max.	mA	sketch
	K51400	**.01** Ø460x1200	**.PN**	●	■	**.ST**	**.8**	80	**.30**	100	3000	▲	⬟	30	300	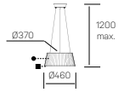
	-	-	● ext-int finish **.BK-WH | GY-WH .WH-WH**				■ **.OP**		▲ -				⬟ -			● ■ **K51400.01.PN.XX.OP.ST.8.30**

back

index

outdoor

SURFACE

Kohl
light is life

▲ K60011 storm pro k-select

▲ K60010 besel

besel

K60010

ICON FLASH

ALUMINIUM | IP65 | IK08 | LIGHT DIRECTION FIXED | NON DIMMABLE | 0° | 0° | OUTDOOR | 220-240 V 50-60 Hz | LIFE 35.000h | WARRANTY 3 Years

outdoor

SR

BESEL	ref.	dimensions mm.	inst.	finish	optic options	power	CRI		K	eff. Lm/W	lumen max.	dimm opt.	tech opt.	watt max.	mA	sketch
	K60010	**.01** Ø250x56	**.SR**	●	■	**.ST**	**.8**	80	**.30**	87	1700	▲	⬟	20	-	56 Ø250
	-	-	● ext-int finish **.DG-DG | .WH-WH**				■ **.OP**		▲ -				⬟ -	● ■ **K60010.01.SR.XX.OP.ST.8.30**		

back

index

Product is delivered with IP66 screen printing and kohl logo, if you want it unprinted, please consult with the Kohl Team.
El producto se envía con serigrafía IP66 y logo kohl, si lo quieren sin serigrafiar por favor consulten con el Equipo Kohl.

storm pro k-select

K60011

ICON FLASH

STORM PRO K-SELECT	ref.	dimensions mm.	inst.	finish	optic options	power	CRI		K*1	eff. Lm/W	lumen max.	dimm opt.	tech opt.	watt max.	mA	sketch
	K60011	.01 182x47x122	.SR	●	■	.ST	.8	80	.30	93	1850	▲	⬟	20	75	
									.40	95	1900					
									.50	98	1950					
	-	-		● ext-int finish .BK-BK			■ .120			▲ -			⬟ -		● ■ K60011.01.SR.XX.120.ST.8.01*2	

STORM PRO K-SELECT	ref.	dimensions mm.	inst.	finish	optic options	power	CRI		K*1	eff. Lm/W	lumen max.	dimm opt.	tech opt.	watt max.	mA	sketch
	K60011	.02 242x51x169	.SR	●	■	.ST	.8	80	.30	97	2900	▲	⬟	30	120	
									.40	98	2950					
									.50	100	3000					
	-	-		● ext-int finish .BK-BK			■ .120			▲ -			⬟ -		● ■ K60011.02.SR.XX.120.ST.8.01*2	

*1 *The luminaire includes three color temperatures (3000K-4000K-5000K), manually selectable before its installation by switch.* / La luminaria incluye las tres temperaturas de color (3000K-4000K-5000K), seleccionables de forma manual antes de su instalación mediante switch.
*2 *K-select model is indicated by .01 in the nomenclature.* / El modelo k-select, se indica con .01 en la nomenclatura.

STORM PRO K-SELECT	ref.	dimensions mm.	inst.	finish	optic options	power	CRI		K*1	eff. Lm/W	lumen max.	dimm opt.	tech opt.	watt max.	mA	sketch
	K60011	.03 282x52x204	.SR	●	■	.ST	.8	80	.30	99	4930	▲	⬟	50	200	
									.40	99	4950					
									.50	100	5000					
	-	-		● ext-int finish .BK-BK			■ .120			▲ -			⬟ -		● ■ K60011.03.SR.XX.120.ST.8.01*2	

STORM PRO K-SELECT	ref.	dimensions mm.	inst.	finish	optic options	power	CRI		K*1	eff. Lm/W	lumen max.	dimm opt.	tech opt.	watt max.	mA	sketch
	K60011	.04 337x52x269	.SR	●	■	.ST	.8	80	.30	99	9900	▲	⬟	100	350	
									.40	99	9950					
									.50	100	10000					
	-	-		● ext-int finish .BK-BK			■ .120			▲ -			⬟ -		● ■ K60011.04.SR.XX.120.ST.8.01*2	

*1 *The luminaire includes three color temperatures (3000K-4000K-5000K), manually selectable before its installation by switch.* / La luminaria incluye las tres temperaturas de color (3000K-4000K-5000K), seleccionables de forma manual antes de su instalación mediante switch.
*2 *K-select model is indicated by .01 in the nomenclature.* / El modelo k-select, se indica con .01 en la nomenclatura.

outdoor
SR
back
index
outdoor
SR

WALL SURFACE

▲ K60301 esti ▲ K60300 esti floor



cap

K60002

ICON FLASH

ALUMINIUM · IP65 · IK08 · LIGHT DIRECTION FIXED · NON DIMMABLE · INTEGRATED · 0° · 0° · OUTDOOR · 220-240 V 50-60 Hz · LIFE 35.000h · WARRANTY 3 Years · CE

outdoor

WS

CAP	ref.	dimensions mm.	inst.	finish	optic options	power	CRI		K	eff. Lm/W*1	lumen max.*1	dimm opt.	tech opt.	watt max.	mA	sketch
	K60002	**.01** 235x65x77	**.WS**	●	■	**.ST**	**.8**	80	**.30**	68	590	▲	⬟	9	300	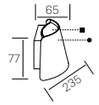
	-	-	● ext-int finish **.DG-DG | .WH-WH**				■ **.OP**				▲ -		⬟ -	● ■ **K60002.01.WS.XX.OP.ST.8.30**		

*1 *Please might expect a max. 15% value reduction in finishes other than white.* / Puede haber una reducción máx. del 15% en el dato de los acabados distintos al blanco.

back

index

tuile

K60005

ICON FLASH

ALUMINIUM · IP65 · IK08 · LIGHT DIRECTION FIXED · NON DIMMABLE · INTEGRATED · 0° · 0° · OUTDOOR · 220-240 V 50-60 Hz · LIFE 35.000h · WARRANTY 3 Years · CE

outdoor

WS

TUILE	ref.	dimensions mm.	inst.	finish	optic options	power	CRI		K	eff. Lm/W*1	lumen max.*1	dimm opt.	tech opt.	watt max.	mA	sketch
	K60005	**.01** 106x51x174	**.WS**	●	■	**.ST**	**.8**	80	**.30**	54	560	▲	⬟	11	300	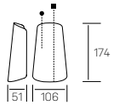
	-	-	● ext-int finish **.DG-DG | .WH-WH**				■ **.OP**				▲ -		⬟ -	● ■ **K60005.01.WS.XX.OP.ST.8.30**		

*1 *Please might expect a max. 15% value reduction in finishes other than white.* / Puede haber una reducción máx. del 15% en el dato de los acabados distintos al blanco.

▲ K60003 pat

pat

K60003

ICON FLASH

ALUMINIUM | IP65 | IK08 | LIGHT DIRECTION FIXED | NON DIMMABLE | INTEGRATED | 0° | 0° | OUTDOOR | 220-240 V 50-60 Hz | LIFE 35.000h | WARRANTY 3 Years

outdoor

WS

PAT	ref.	dimensions mm.	inst.	finish	optic options	power	CRI		K	eff. Lm/W*1	lumen max.*1	dimm opt.	tech opt.	watt max.	mA	sketch
	K60003	**.01** 248x117x70	**.WS**	●	■	**.ST**	**.8**	80	**.30**	56	700	▲	⬟	13	300	
	-	-		● ext-int finish **.DG-DG | .WH-WH**			■ **.OP**				▲ -	⬟ -		● ■ **K60003.01.WS.XX.OP.ST.8.30**		

*1 *Please might expect a max. 15% value reduction in finishes other than white.* / Puede haber una reducción máx. del 15% en el dato de los acabados distintos al blanco.

back

index

tap

K60004

ICON FLASH

ALUMINIUM | IP65 | IK08 | LIGHT DIRECTION FIXED | NON DIMMABLE | INTEGRATED | 0° | 0° | OUTDOOR | 220-240 V 50-60 Hz | LIFE 35.000h | WARRANTY 3 Years

TAP	ref.	dimensions mm.	inst.	finish	optic options	power	CRI		K	eff. Lm/W	lumen max.	dimm opt.	tech opt.	watt max.	mA	sketch
	K60004	**.01** 175x114x60	**.WS**	●	■	**.ST**	**.8**	80	**.30**	46	300	▲	⬟	7	300	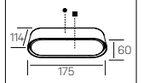
	-	-	● ext-int finish **.DG-DG | .WH-WH**		■ **.OP**						▲ -	⬟ -	● ■ **K60004.01.WS.XX.OP.ST.8.30**			

back

index

grubi

K60201

ICON FLASH

ALUMINIUM | IP65 | IK08 | LIGHT DIRECTION FIXED | NON DIMMABLE | INTEGRATED | 0° | 0° | OUTDOOR | 220-240 V 50-60 Hz | LIFE 35.000h | WARRANTY 3 Years

Other installations / **Otras instalaciones.**

pag. 210 .FL

GRUBI	ref.	dimensions mm.	inst.	finish	optic options	power	CRI		K	eff. Lm/W	lumen max.	dimm opt.	tech opt.	watt max.	mA	sketch
	K60201	**.01** 152x121x145	**.WS**	●	■	**.ST**	**.8**	80	**.30**	32	415	▲	⬟	13	300	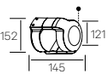
	-	-	● ext-int finish **.DG-DG**		■ -						▲ -	⬟ -	● **K60201.01.WS.XX.ST.8.30**			

esti

K60301

ICON FLASH

ALUMINIUM · IP54 · IK08 · LIGHT DIRECTION FIXED · NON DIMMABLE · INTEGRATED · 0° · 0° · OUTDOOR · 220-240 V 50-60 Hz · LIFE 35.000h · WARRANTY 3 Years · CE

Other installations / **Otras instalaciones.**

.FL pag. 211

ESTI	ref.	dimensions mm.	inst.	finish	optic options	power	CRI		K	eff. Lm/W	lumen max.	dimm opt.	tech opt.	watt max.	mA	sketch
	K60301	**.01** 128x169x200	**.WS**	●	■	**.ST**	**.8**	80	**.30**	30	270	▲	⬟	9	300	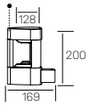
	-	-	● ext-int finish **.DG-DG**			■ -					▲ -	⬟ -	**K60301.01.WS.XX.ST.8.30**			

back

index

way

K60401

ICON FLASH

ALUMINIUM · IP54 · IK08 · LIGHT DIRECTION FIXED · NON DIMMABLE · INTEGRATED · 0° · 0° · OUTDOOR · 220-240 V 50-60 Hz · LIFE 35.000h · WARRANTY 3 Years · CE

Other installations / **Otras instalaciones.**

.FL pag. 214

WAY	ref.	dimensions mm.	inst.	finish	optic options	power	CRI		K	eff. Lm/W	lumen max.	dimm opt.	tech opt.	watt max.	mA	sketch
	K60401	**.01** 203x153x250	**.WS**	●	■	**.ST**	**.8**	80	**.30**	37	330	▲	⬟	9	300	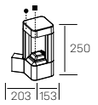
	-	-	● ext-int finish **.DG-DG**			■ -					▲ -	⬟ -	**K60401.01.WS.XX.ST.8.30**			

senda

K60501

ICON FLASH

ALUMINIUM · IP54 · IK08 · LIGHT DIRECTION FIXED · NON DIMMABLE · INTEGRATED · 0° · 0° · OUTDOOR · 220-240 V 50-60 Hz · LIFE 35.000h · WARRANTY 3 Years

Other installations / **Otras instalaciones.**

pag. 215 .FL

outdoor

WS

SENDA	ref.	dimensions mm.	inst.	finish	optic options	power	CRI		K	eff. Lm/W	lumen max.	dimm opt.	tech opt.	watt max.	mA	sketch
	K60501	**.01** 120x170x200	**.WS**	●	■	**.ST**	**.8**	80	**.30**	14	120	▲	⬟	9	300	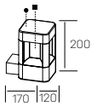
	-	-	● ext-int finish **.DG-DG**			■ -					▲ -		⬟ -	**K60501.01.WS.XX.ST.8.30**		

back

index

comet

K60600

ICON FLASH

ALUMINIUM · IP65 · IK08 · LIGHT DIRECTION ADJUSTABLE · NON DIMMABLE · INTEGRATED · 90° · 0° · OUTDOOR · 220-240 V 50-60 Hz · LIFE 35.000h · WARRANTY 3 Years

Other installations / **Otras instalaciones.**

pag. 219 .FL

outdoor

WS

COMET	ref.	dimensions mm.	inst.	finish	optic options	power	CRI		K	eff. Lm/W	lumen max.	dimm opt.	tech opt.	watt max.	mA	sketch
	K60600	**.01** 70x100x100	**.WS**	●	■	**.ST**	**.8**	80	**.30**	84	495	▲	⬟	7	160	
	-	-	● ext-int finish **.DG-DG**			■ **.30**					▲ -		⬟ -	**K60600.01.WS.XX.30.ST.8.30**		

mike

K60701

ICON FLASH

ALUMINIUM · IP54 · IK08 · LIGHT DIRECTION FIXED · NON DIMMABLE · INTEGRATED · 0° · 0° · OUTDOOR · 220-240 V 50-60 Hz · LIFE 35.000h · WARRANTY 3 Years

Other installations / **Otras instalaciones.**

pag. 217 .FL

outdoor

WS

MIKE	ref.	dimensions mm.	inst.	finish	optic options	power	CRI		K	eff. Lm/W	lumen max.	dimm opt.	tech opt.	watt max.	mA	sketch
	K60701	**.01** 150x234x250	**.WS**	●	■	.ST	.8	80	.30	40	280	▲	⬟	7	300	
	-	-	● ext-int finish **.DG-DG**			■ -					▲ -	⬟ -		**K60701.01.WS.XX.ST.8.30**		

back

index

▲ K60700 mike floor

▲ K60701 mike

safiro

K60006

ICON FLASH

ALUMINIUM · IP54 · IK08 · LIGHT DIRECTION FIXED · NON DIMMABLE · INTEGRATED · 0° · 0° · OUTDOOR · 220-240 V 50-60 Hz · LIFE 35.000h · WARRANTY 3 Years · CE

outdoor

WS

SAFIRO	ref.	dimensions mm.	inst.	finish	optic options	power	CRI		K	eff. Lm/W	lumen max.	dimm opt.	tech opt.	watt max.	mA	sketch
	K60006	**.01** 70x106x157	**.WS**	●	■	.ST	.8	80	.30	65	210	▲	⬟	3,5	350	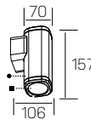
	-	-	● ext-int finish **.DG-DG**				■ **.80**					▲ -	⬟ -	● ■ **K60006.01.WS.XX.80.ST.8.30**		

back

index

▲ K60006 safiro

safiro due

K60007

ICON FLASH

ALUMINIUM | IP54 | IK08 | LIGHT DIRECTION FIXED | NON DIMMABLE | INTEGRATED | 0° | 0° | OUTDOOR | 220-240 V 50-60 Hz | LIFE 35.000h | WARRANTY 3 Years

SAFIRO DUE	ref.	dimensions mm.	inst.	finish	optic options	power	CRI		K	eff. Lm/W	lumen max.	dimm opt.	tech opt.	watt max.	mA	sketch
	K60007	**.01** 70x106x239	**.WS**	●	■	**.ST**	**.8**	80	**.30**	67	590	▲	⬟	7	300	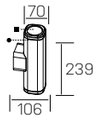
	-	-	● ext-int finish **.DG-DG**		■ **.90**						▲ -	⬟ -		● ■ **K60007.01.WS.XX.90.ST.8.30**		

back

index

hammer

K60000

ICON FLASH

ALUMINIUM | IP65 | IK06 | LIGHT DIRECTION FIXED | NON DIMMABLE | INTEGRATED | 0° | 0° | OUTDOOR | 220-240 V 50-60 Hz | LIFE 35.000h | WARRANTY 3 Years

HAMMER	ref.	dimensions mm.	inst.	finish	optic options	power	CRI		K	eff. Lm/W	lumen max.	dimm opt.	tech opt.	watt max.	mA	sketch
	K60000	**.01** Ø100x145 x275	**.WS**	●	■	**.ST**	**.8**	80	**.30**	98	3000	▲	⬟	30	700	275 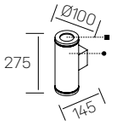
	-	-	● ext-int finish **.BK-BK | .GY-GY**		■ **.15**						▲ -	⬟ -		● ■ **K60000.01.WS.XX.15.ST.8.30**		



▲ K60001 hammer sq

hammer sq

K60001

ICON FLASH

HAMMER SQ	ref.	dimensions mm.	inst.	finish	optic options	power	CRI		K	eff. Lm/W	lumen max.	dimm opt.	tech opt.	watt max.	mA	sketch
	K60001	**.01** 100x145x275	**.WS**	●	■	**.ST**	**.8**	80	**.30**	98	3000	▲	⬟	30	700	275 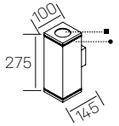
	-	-	● ext-int finish **.BK-BK | .GY-GY**			■ **.15**					▲ -	⬟ -	● ■ **K60001.01.WS.XX.15.ST.8.30**			

back
index
outdoor
WS

prisma due

K60008

ICON FLASH

ALUMINIUM · IP54 · IK08 · LIGHT DIRECTION FIXED · NON DIMMABLE · INTEGRATED · 0° · 0° · OUTDOOR · 220-240 V 50-60 Hz · LIFE 35.000h · WARRANTY 3 Years · CE

outdoor

WS

PRISMA DUE	ref.	dimensions mm.	inst.	finish	optic options	power	CRI		K	eff. Lm/W	lumen max.	dimm opt.	tech opt.	watt max.	mA	sketch
	K60008	**.01** 138x143x44	**.WS**	●	■	**.ST**	**8**	80	**.30**	53	375	▲	⬟	7	300	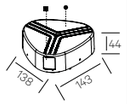
	-	-	● ext-int finish **.DG-DG**			■ **.70**					▲ -	⬟ -		● ■ **K60008.01.WS.XX.70.ST.8.30**		

back

index

Kohl light is life

prisma tre

K60009

ICON FLASH

ALUMINIUM · IP54 · IK08 · LIGHT DIRECTION FIXED · NON DIMMABLE · INTEGRATED · 0° · 0° · OUTDOOR · 220-240 V 50-60 Hz · LIFE 35.000h · WARRANTY 3 Years · CE

outdoor

WS

PRISMA TRE	ref.	dimensions mm.	inst.	finish	optic options	power	CRI		K	eff. Lm/W	lumen max.	dimm opt.	tech opt.	watt max.	mA	sketch
	K60009	**.01** 138x143x44	**.WS**	●	■	**.ST**	**8**	80	**.30**	53	375	▲	⬟	7	300	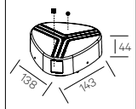
	-	-	● ext-int finish **.DG-DG**			■ **.70**					▲ -	⬟ -		● ■ **K60009.01.WS.XX.70.ST.8.30**		

Kohl light is life

▲ K60008 prisma due

WALL
RECESSED

Kohl
light is life

onik IP65

K60102

ICON FLASH

ALUMINIUM · IP20 IP65 · IK05 · LIGHT DIRECTION FIXED · NON DIMMABLE · INTEGRATED · 0° · 0° · OUTDOOR · 220-240 V 50-60 Hz · LIFE 35.000h · WARRANTY 3 Years

outdoor

WR

ONIK IP65	ref.	dimensions mm.	inst.	finish	optic options	power	CRI		K	eff. Lm/W*1	lumen max.*1	dimm opt.	tech opt.	watt max.	mA	sketch
	K60102	**.01** Ø47x92,5	**.WR**	●	■	.ST	.8	80	.30	65	196	▲	⬟	3	600	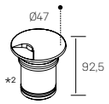
	Ø39x85 mm.	-	● ext-int finish **.WH-WH**				■ -				▲ -		⬟ -			● **K60102.01.WR.XX.ST.8.30**

*1 *Real values* / Valores reales. *2 *Product contains a splice box* / El producto contiene caja de conexión.

back

index

onik due IP65

K60103

ICON FLASH

ALUMINIUM · IP20 IP65 · IK05 · LIGHT DIRECTION FIXED · NON DIMMABLE · INTEGRATED · 0° · 0° · OUTDOOR · 220-240 V 50-60 Hz · LIFE 35.000h · WARRANTY 3 Years

outdoor

WR

ONIK DUE IP65	ref.	dimensions mm.	inst.	finish	optic options	power	CRI		K	eff. Lm/W*1	lumen max.*1	dimm opt.	tech opt.	watt max.	mA	sketch
	K60103	**.01** Ø47x92,5	**.WR**	●	■	.ST	.8	80	.30	65	196	▲	⬟	3	600	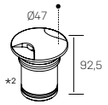
	Ø39x85 mm.	-	● ext-int finish **.WH-WH**				■ -				▲ -		⬟ -			● **K60103.01.WR.XX.ST.8.30**

*1 *Real values* / Valores reales. *2 *Product contains a splice box* / El producto contiene caja de conexión.

onik tre IP65

K60104

ICON FLASH

outdoor

WR

ONIK TRE IP65	ref.	dimensions mm.	inst.	finish	optic options	power	CRI		K	eff. Lm/W*1	lumen max.*1	dimm opt.	tech opt.	watt max.	mA	sketch
	K60104	**.01** Ø47x92,5	**.WR**	●	■	.ST	.8	80	.30	65	196	▲	⬟	3	600	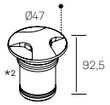
	Ø39x85 mm.	-	● ext-int finish **.WH-WH**				■ -					▲ -	⬟ -			● **K60104.01.WR.XX.ST.8.30**

*1 *Real values* / Valores reales. *2 *Product contains a splice box* / El producto contiene caja de conexión.

back

index

▲ K60104 onik tre Ip65

▲ K60004 tap

▲ K60104 onik tre IP65

▲K60200 grubi floor S

▲ K60200 grubi floor L

FLOOR

▲ K60301 esti floor

Other installations / **Otras instalaciones.**

pag. 181 .WS

grubi floor

K60200

ICON FLASH

ALUMINIUM · IP65 · IK08 · LIGHT DIRECTION FIXED · NON DIMMABLE · INTEGRATED · 0° · 0° · OUTDOOR · 220-240 V 50-60 Hz · LIFE 35.000h · WARRANTY 3 Years · CE

GRUBI FLOOR S	ref.	dimensions mm.	inst.	finish	optic options	power	CRI		K	eff. Lm/W	lumen max.	dimm opt.	tech opt.	watt max.	mA	sketch
	K60200	**.01** 152x121x300	**.FL**	●	■	**.ST**	**.8**	80	**.30**	57	735	▲	⬟	13	300	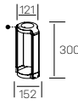
	-	-	● ext-int finish **.DG-DG**		■ -						▲ -	⬟ -		● **K60200.01.FL.XX.ST.8.30**		

GRUBI FLOOR M	ref.	dimensions mm.	inst.	finish	optic options	power	CRI		K	eff. Lm/W	lumen max.	dimm opt.	tech opt.	watt max.	mA	sketch
	K60200	**.02** 152x121x500	**.FL**	●	■	**.ST**	**.8**	80	**.30**	57	735	▲	⬟	13	300	
	-	-	● ext-int finish **.DG-DG**		■ -						▲ -	⬟ -		● **K60200.02.FL.XX.ST.8.30**		

GRUBI FLOOR L	ref.	dimensions mm.	inst.	finish	optic options	power	CRI		K	eff. Lm/W	lumen max.	dimm opt.	tech opt.	watt max.	mA	sketch
	K60200	**.03** 152x121x800	**.FL**	●	■	**.ST**	**.8**	80	**.30**	57	735	▲	⬟	13	300	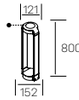
	-	-	● ext-int finish **.DG-DG**		■ -						▲ -	⬟ -		● **K60200.03.FL.XX.ST.8.30**		

outdoor

FL

back

index

Other installations / **Otras instalaciones.**

pag. 182 .WS

esti floor

K60300

ICON FLASH

ALUMINIUM · IP54 · IK08 · LIGHT DIRECTION FIXED · NON DIMMABLE · INTEGRATED · 0° · 0° · OUTDOOR · 220-240 V 50-60 Hz · LIFE 35.000h · WARRANTY 3 Years · CE

ESTI FLOOR S	ref.	dimensions mm.	inst.	finish	optic options	power	CRI		K	eff. Lm/W	lumen max.	dimm opt.	tech opt.	watt max.	mA	sketch
	K60300	**.01** 128X123x200	**.FL**	●	■	**.ST**	**.8**	80	**.30**	30	270	▲	⬟	9	300	
	-	-	● ext-int finish **.DG-DG**		■ -						▲ -	⬟ -		● **K60300.01.FL.XX.ST.8.30**		

ESTI FLOOR M	ref.	dimensions mm.	inst.	finish	optic options	power	CRI		K	eff. Lm/W	lumen max.	dimm opt.	tech opt.	watt max.	mA	sketch
	K60300	**.02** 128x123x500	**.FL**	●	■	**.ST**	**.8**	80	**.30**	40	350	▲	⬟	9	300	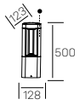
	-	-	● ext-int finish **.DG-DG**		■ -						▲ -	⬟ -		● **K60300.02.FL.XX.ST.8.30**		

ESTI FLOOR L	ref.	dimensions mm.	inst.	finish	optic options	power	CRI		K	eff. Lm/W	lumen max.	dimm opt.	tech opt.	watt max.	mA	sketch
	K60300	**.03** 128x123x800	**.FL**	●	■	**.ST**	**.8**	80	**.30**	40	350	▲	⬟	9	300	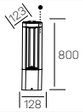
	-	-	● ext-int finish **.DG-DG**		■ -						▲ -	⬟ -		● **K60300.03.FL.XX.ST.8.30**		

outdoor

FL

▲ K60002 cap ▲ K60200 grubi floor

Other installations / **Otras instalaciones.**

pag. 183 .WS

way floor

K60400

ICON FLASH

ALUMINIUM · IP54 · IK08 · LIGHT DIRECTION FIXED · NON DIMMABLE · INTEGRATED · 0° · 0° · OUTDOOR · 220-240 V 50-60 Hz · LIFE 35.000h · WARRANTY 3 Years · CE

WAY FLOOR S	ref.	dimensions mm.	inst.	finish	optic options	power	CRI		K	eff. Lm/W	lumen max.	dimm opt.	tech opt.	watt max.	mA	sketch
	K60400	**.01** 120x120x200	**.FL**	●	■	**.ST**	**.8**	80	**.30**	37	330	▲	⬟	9	300	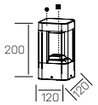
	-	-	● ext-int finish **.DG-DG**		■ -						▲ -	⬟ -		**K60400.01.FL.XX.ST.8.30**		

WAY FLOOR M	ref.	dimensions mm.	inst.	finish	optic options	power	CRI		K	eff. Lm/W	lumen max.	dimm opt.	tech opt.	watt max.	mA	sketch
	K60400	**.02** 120x120x500	**.FL**	●	■	**.ST**	**.8**	80	**.30**	40	360	▲	⬟	9	300	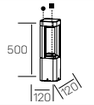
	-	-	● ext-int finish **.DG-DG**		■ -						▲ -	⬟ -		**K60400.02.FL.XX.ST.8.30**		

WAY FLOOR L	ref.	dimensions mm.	inst.	finish	optic options	power	CRI		K	eff. Lm/W	lumen max.	dimm opt.	tech opt.	watt max.	mA	sketch
	K60400	**.03** 120x120x800	**.FL**	●	■	**.ST**	**.8**	80	**.30**	40	360	▲	⬟	9	300	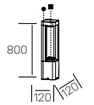
	-	-	● ext-int finish **.DG-DG**		■ -						▲ -	⬟ -		**K60400.03.FL.XX.ST.8.30**		

outdoor

FL

back

index

Other installations / **Otras instalaciones.**

pag. 184 .WS

senda floor

K60500

ICON FLASH

ALUMINIUM · IP54 · IK08 · LIGHT DIRECTION FIXED · NON DIMMABLE · INTEGRATED · 0° · 0° · OUTDOOR · 220-240 V 50-60 Hz · LIFE 35.000h · WARRANTY 3 Years · CE

SENDA FLOOR S	ref.	dimensions mm.	inst.	finish	optic options	power	CRI		K	eff. Lm/W	lumen max.	dimm opt.	tech opt.	watt max.	mA	sketch
	K60500	**.01** 120x120x200	**.FL**	●	■	**.ST**	**.8**	80	**.30**	14	120	▲	⬟	9	300	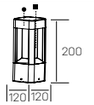
	-	-	● ext-int finish **.DG-DG**		■ -						▲ -	⬟ -		**K60500.01.FL.XX.ST.8.30**		

SENDA FLOOR M	ref.	dimensions mm.	inst.	finish	optic options	power	CRI		K	eff. Lm/W	lumen max.	dimm opt.	tech opt.	watt max.	mA	sketch
	K60500	**.02** 120x120x500	**.FL**	●	■	**.ST**	**.8**	80	**.30**	17	150	▲	⬟	9	300	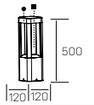
	-	-	● ext-int finish **.DG-DG**		■ -						▲ -	⬟ -		**K60500.02.FL.XX.ST.8.30**		

SENDA FLOOR L	ref.	dimensions mm.	inst.	finish	optic options	power	CRI		K	eff. Lm/W	lumen max.	dimm opt.	tech opt.	watt max.	mA	sketch
	K60500	**.03** 120x120x800	**.FL**	●	■	**.ST**	**.8**	80	**.30**	17	150	▲	⬟	9	300	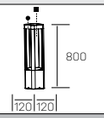
	-	-	● ext-int finish **.DG-DG**		■ -						▲ -	⬟ -		**K60500.03.FL.XX.ST.8.30**		

outdoor

FL

▲ K60700 mike floor

Other installations / **Otras instalaciones.**

pag. 186 .WS

mike floor

K60700

ICON FLASH

ALUMINIUM | IP54 | IK08 | LIGHT DIRECTION FIXED | NON DIMMABLE | INTEGRATED | 0° | 0° | OUTDOOR | 220-240 V 50-60 Hz | LIFE 35.000h | WARRANTY 3 Years

MIKE FLOOR S	ref.	dimensions mm.	inst.	finish	optic options	power	CRI		K	eff. Lm/W	lumen max.	dimm opt.	tech opt.	watt max.	mA	sketch
	K60700	**.01** 176x234x200	**.FL**	●	■	**.ST**	**.8**	80	**.30**	40	280	▲	⬟	7	300	
	-	-	● ext-int finish **.DG-DG**				■ -				▲ -		⬟ -	**K60700.01.FL.XX.ST.8.30**		

MIKE FLOOR M	ref.	dimensions mm.	inst.	finish	optic options	power	CRI		K	eff. Lm/W	lumen max.	dimm opt.	tech opt.	watt max.	mA	sketch
	K60700	**.02** 176x234x500	**.FL**	●	■	**.ST**	**.8**	80	**.30**	40	280	▲	⬟	7	300	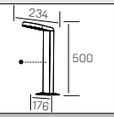
	-	-	● ext-int finish **.DG-DG**				■ -				▲ -		⬟ -	**K60700.02.FL.XX.ST.8.30**		

MIKE FLOOR L	ref.	dimensions mm.	inst.	finish	optic options	power	CRI		K	eff. Lm/W	lumen max.	dimm opt.	tech opt.	watt max.	mA	sketch
	K60700	**.03** 176x234x800	**.FL**	●	■	**.ST**	**.8**	80	**.30**	40	280	▲	⬟	7	300	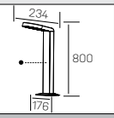
	-	-	● ext-int finish **.DG-DG**				■ -				▲ -		⬟ -	**K60700.03.FL.XX.ST.8.30**		

back

index

▲ K60600 comet

Other installations / **Otras instalaciones.**

pag. 185 .WS

comet

K60600

ICON FLASH

ALUMINIUM | IP65 | IK08 | LIGHT DIRECTION ADJUSTABLE | NON DIMMABLE | INTEGRATED | 90° | 0° | OUTDOOR | 220-240 V 50-60 Hz | LIFE 35.000h | WARRANTY 3 Years

outdoor

FL

COMET	ref.	dimensions mm.	inst.	finish	optic options	power	CRI		K	eff. Lm/W	lumen max.	dimm opt.	tech opt.	watt max.	mA	sketch
	K60600	**.01** 70x100x278	**.FL**	●	■	**.ST**	**.8**	80	**.30**	84	495	▲	⬟	7	160	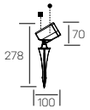
	-	-		● ext-int finish **.DG-DG**			■ **.30**				▲ -	⬟ -		● ■ **K60600.01.FL.XX.30.ST.8.30**		

back

index



▲ K55006 flow

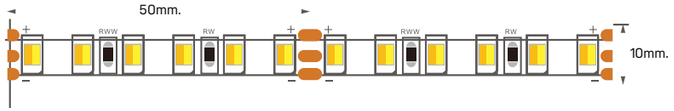

FLOW DW	ref.	K	lm / m*	W / m	LEDs / m	cut mm.	wide mm.	CRI		dimm opt.	tech opt.	
	K55004.01.ST.8.00.DW	**2700K-6500K**	**690**	**20**	**120**	**50**	**10**	**.8**	80	**CONTROL**	**.00**	**.DW**

*Lumens/watts correspond to 3000k color temperature / Lumenes/vatios analizados corresponde a la temperatura de color 3000K.

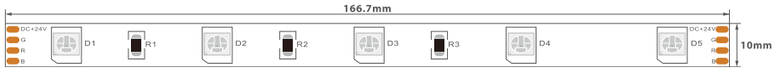

FLOW RGB	ref.	K	lm / m	W / m	LEDs / m	cut mm.	wide mm.	CRI		dimm opt.	tech opt.	
	K55006.01.ST.8.00.RGB	**RGB**	**216**	**7**	**60**	**166,7**	**10**	**.8**	80	**CONTROL**	**.00**	**.RG**



FLOW RGBW	ref.	K	lm / m	W / m	LEDs / m	cut mm.	wide mm.	CRI		dimm opt.	tech opt.	
	K55007.01.ST.8.00.RGBW	**RGB 3000K**	**600**	**18**	**60**	**100**	**12**	**.8**	80	**CONTROL**	**.00**	**.RG**

*Product contains 3M self-adhesive tape on the back for easy mounting on different surfaces. It is delivered in 5m rolls, for other lengths an additional cutting cost that includes the electrical connection will be appplied. Please indicate in your order adding Ref. KPCUT.*El producto contiene cinta autoadhesiva de 3M en la parte posterior para facilitar el montaje en diferentes superficies. Se sirve en rollos de 5 m, para otras longitudes se aplicará un coste adicional de corte que incluirá la conexión. (Ref. KPCUT), esto deberá indicarse claramente en el pedido.

back
index

flow

Product contains 3M self-adhesive tape on the back for easy mounting on different surfaces. It is delivered in 5m rolls, for other lengths an additional cutting cost that includes the electrical connection will be appplied. Please indicate in your order adding Ref. KPCUT.
El producto contiene cinta autoadhesiva de 3M en la parte posterior para facilitar el montaje en diferentes superficies. Se sirve en rollos de 5 m, para otras longitudes se aplicará un coste adicional de corte que incluirá la conexión. (Ref. KPCUT), esto deberá indicarse claramente en el pedido.

Price is per 1m. Precio es por 1m.

ICON FLASH

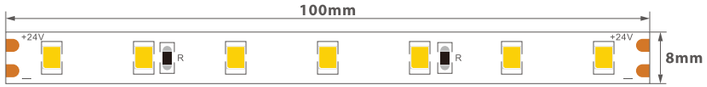

FLOW	ref.	K	lm / m	W / m	lm / W	LEDs / m	cut mm.	wide mm.	CRI		dimm opt.
	K55010.11.ST.9.XX	.27	550	5	85	70	100	8	.9	90	.DA
		.30	590		91						.PU
		.40	631		97						.D1
		.22	510		79						

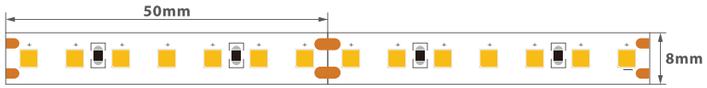

FLOW	ref.	K	lm / m	W / m	lm / W	LEDs / m	cut mm.	wide mm.	CRI		dimm opt.
	K55010.12.ST.9.XX	.27	1090	10	87	140	50	8	.9	90	.DA
		.30	1140		91						.PU
		.40	1193		95						.D1

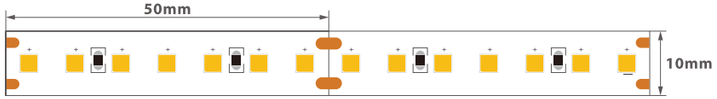

FLOW	ref.	K	lm / m	W / m	lm / W	LEDs / m	cut mm.	wide mm.	CRI		dimm opt.
	K55010.21.ST.9.XX	.27	1530	15	90	140	50	10	.9	90	.DA
		.30	1630		95						.PU
		.40	1735		102						.D1

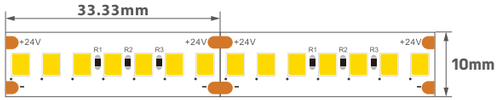

FLOW	ref.	K	lm / m	W / m	lm / W	LEDs / m	cut mm.	wide mm.	CRI		dimm opt.
	K55010.13.ST.9.XX	.27	2080	20	88	210	33,3	10	.9	90	.DA
		.30	2130		91						.PU
		.40	2200		94						.D1

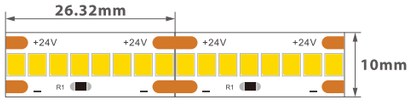

FLOW	ref.	K	lm / m	W / m	lm / W	LEDs / m	cut mm.	wide mm	CRI		dimm opt.
	K55010.22.ST.9.XX	.27	3602	30	104	304	26,3 mm.	10	.9	90	.DA
		.30	3700		107						.PU
		.40	3800		110						.D1

back
index

flow IP65

Product contains 3M self-adhesive tape on the back for easy mounting on different surfaces. It is delivered in 5m rolls, for other lengths an additional cutting cost that includes the electrical connection will be appplied. Please indicate in your order adding Ref. KPCUT.
El producto contiene cinta autoadhesiva de 3M en la parte posterior para facilitar el montaje en diferentes superficies. Se sirve en rollos de 5 m, para otras longitudes se aplicará un coste adicional de corte que incluirá la conexión. (Ref. KPCUT), esto deberá indicarse claramente en el pedido.

Price is per 1m. Precio es por 1m.

ICON FLASH

REMOTE
DIM OPTIONAL
LIFE 35.000h
24 V
INDOOR OUTDOOR
WARRANTY 3 Years
IP65

FLOW IP65	ref.	K	lm / m	W / m	lm / W	LEDs / m	cut mm.	wide mm.	CRI		dimm opt.
	K55011.11.ST.9.XX	.27	550	5	85	70	100	8	.9	90	.DA
		.30	590		91						.PU
		.40	631		97						.D1
		.22	510		79						

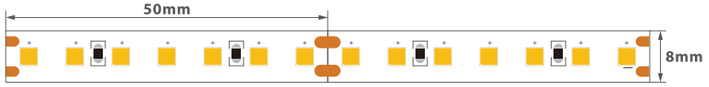

FLOW IP65	ref.	K	lm / m	W / m	lm / W	LEDs / m	cut mm.	wide mm.	CRI		dimm opt.
	K55011.12.ST.9.XX	.27	1090	10	87	140	50	8	.9	90	.DA
		.30	1140		91						.PU
		.40	1193		95						.D1

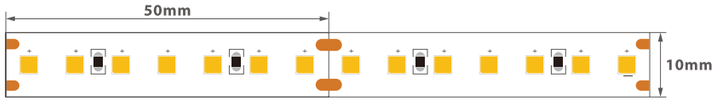

FLOW IP65	ref.	K	lm / m	W / m	lm / W	LEDs / m	cut mm.	wide mm.	CRI		dimm opt.
	K55011.21.ST.9.XX	.27	1530	15	90	140	50	10	.9	90	.DA
		.30	1630		95						.PU
		.40	1735		102						

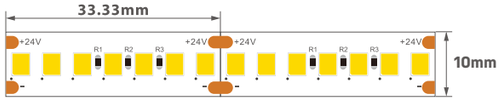

FLOW IP65	ref.	K	lm / m	W / m	lm / W	LEDs / m	cut mm.	wide mm.	CRI		dimm opt.
	K55011.13.ST.9.XX	.27	2080	20	88	210	33,3	10	.9	90	.DA
		.30	2130		91						.PU
		.40	2200		94						.D1

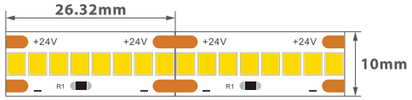

FLOW IP65	ref.	K	lm / m	W / m	lm / W	LEDs / m	cut mm.	wide mm.	CRI		dimm opt.
	K55011.22.ST.9.XX	.27	3602	30	104	304	26,3	10	.9	90	.DA
		.30	3700		107						.PU
		.40	3800		110						.D1

back
index

▲ K55006 flow

Flow accesories
accesorios Flow

▲ K55011 flow IP65

LED STRIPS DRIVERS ON/OFF
EQUIPOS PARA TIRAS DE LED ON /OFF

KD57055	20W	153 x 41 x 32 mm	IP20	24V	ON/OFF
KD57056	30W	154 x 42 x 32 mm			
KD57057	60W	182 x 50 x 30 mm			
KD57058	75W	180 x 50 x 30 mm			
KD57059	120W	300 x 40 x 30 mm	IP67		
KD57060	150W	205 x 65 x 35 mm			

It is recommended to use a driver per each 5 m. of LED strip whose power should be the result of the following formula:

driver Power = LED strip Power (W/m) x LED strip Length (m) x 1,10

Se recomienda usar un driver por cada 5 m. de tira LED y cuya potencia sea el resultado de la siguiente fórmula:

Potencia driver = Potencia tira LED (W/m) x Longitud tira LED (m) x 1,10

KD57061	25W	153 x 41 x 32 mm	IP20	24V	.DA .PU
KD57062	60W	154 x 42 x 32 mm			.DA .PU
KD57068	100W	205x 70 x 43 mm			.DA .PU
KD57069	150W	220 x 70 x 43 mm			.DA .PU
KD57064	30W	235 x 30 x 21 mm			.D1
KD57065*	60W	280 x 30 x 21.6 mm			.D1
KD57066*	100W	360 x 30.4 x 21.5 mm			.D1
KD57067*	150W	425 x 45 x 21.5 mm			.D1

KACBOXDRIVER	FLOW BOX DRIVER IP65	460 x 41 mm

** This driver requires a Flow box driver IP65 (KACBOXDRIVER)*
* Este driver requiere ir dentro de una caja *Flow box driver IP65 (KACBOXDRIVER)*

CONTROL
CONTROLADORES

KACDW	FLOW CONTROLADOR DW	144W	12V	83 x 79 x 33 mm.	IP20	*compatible with FLOW DW LED strip* compatible con *tira de LED* FLOW DW
		288W	24V			
KACRGB	FLOW CONTROLADOR RGB	216W	12V	83 x 79 x 33 mm.		*compatible with FLOW RGB LED strip* compatible con *tira de LED* FLOW RGB
		432W	24V			
KACRGB-DW	FLOW CONTROLADOR RGBW	216W	12V	85 x 45 x 22 mm.		*compatible with FLOW RGBW LED strip* compatible con *tira de LED* FLOW RGBW
		432W	24V			
KACWIFI	FLOW CONTROLADOR WIFI	96W	12V	53 x 24 x 11 mm.		*compatible with all FLOW LED strips* compatible con todos los modelos de *tira de LED* FLOW
		192W	24V			

Control requires an on/off driver
El controlador necesita ir acompañado de un driver on/off.

back
index

profiles

IP20 | WARRANTY 3 Years

Profiles and diffusers are served with a maximum length of two meters, for other lengths other than 2 meters an additional cost will be applied to cutting only the profile, only the diffuser or the profile together with the diffuser (Ref. KPCUT)

Los perfiles y difusores se sirven con una longitud máxima de dos metros, para otras longitudes distintas a 2 metros se aplicará un coste al corte solo del perfil, solo del difusor o al perfil junto con el difusor (Ref. KPCUT)

FLOW PROFILE 01	components	ref.	finish		dimensions
	PROFILE	KP55001.01.SR	.ALUMN	.WH-WH	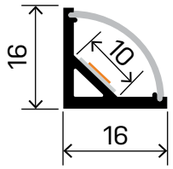
	DIFUSSER	KPD55001.01.SR	.OP	.OT	
	COVER	KPC55001.01.SR	.ALUMN	.WH-WH	
	COVER HOLE	KPC55001H.01.SR	.ALUMN	.WH-WH	

FLOW PROFILE 02	components	ref.	finish		dimensions
	PROFILE	KP55002.01.SR	.ALUMN	.WH-WH	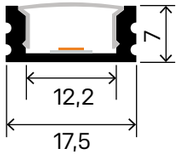
	DIFUSSER	KPD55002.01.SR	.OP	.OT	
	COVER	KPC55002.01.SR	.ALUMN	.WH-WH	
	COVER HOLE	KPC55002H.01.SR	.ALUMN	.WH-WH	

FLOW PROFILE 04	components	ref.	finish		dimensions
	PROFILE	KP55004.01.SR	.ALUMN	.BK-BK	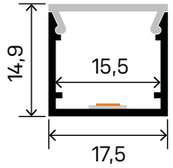
	DIFUSSER	KPD55004.01.SR	.OP	.OT	
	COVER	KPC55004.01.SR	.ALUMN	.BK-BK	
	COVER HOLE	KPC55004H.01.SR	.ALUMN	.BK-BK	

IP23 | WARRANTY 3 Years

FLOW PROFILE 03	components	ref.	finish		dimensions
	PROFILE	KP55003.01.RF	.ALUMN		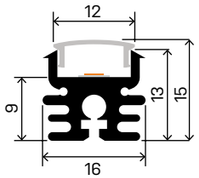
	DIFUSSER	KPD55003.01.RF	.OP	.OT	
	COVER	KPC55003.01.RF	.ALUMN		
	COVER HOLE	KPC55003H.01.RF			

FLOW PROFILE 05	components	ref.	finish		dimensions
	PROFILE	KP55005.01.RF	.ALUMN	.WH-WH	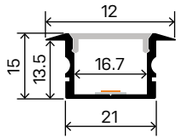
	DIFUSSER	KPD55005.01.RF	.OP	.OT	
	COVER	KPC55005.01.RF	.ALUMN	.WH-WH	
	COVER HOLE	KPC55005H.01.RF	.ALUMN	.WH-WH	

FLOW PROFILE 06*	components	ref.	finish		dimensions
	PROFILE	KP55006.01.TR	.ALUMN	.WH-WH	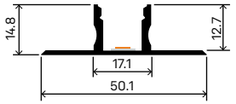
	DIFUSSER	KPD55006.01.TR	.OP	.OT	
	COVER	KPC55006.01.TR	.ALUMN	.WH-WH	
	COVER HOLE	KPC55006H.01.TR	.ALUMN	.WH-WH	

back
index

GU

moon totem
K50133
pag.35

moon
K50110
pag.100

moon daisy
K50132
pag.101

ozone
K50112
pag.103

sun
K50140
pag.104

sun dawn
K50141
pag.105

venus
K50111
pag.106

venus dash
K50131
pag.107

venus dip IP65
K50113
pag.108

venus dot
K50130
pag.109

ozone sat
K50126
pag.136

ozone sat sq
K50125
pag.139

focus
K51200
pag.152

back

index

GU LAMPS

KLB

ICON FLASH

LIFE 50000H

WARRANTY 3 Years

KLB	ref.	dimensions mm.	finish	optic options	K	eff. Lm/W	lumen max.
	KLB	Ø50x50	●	■	**.30**	100	600
					.40	117	700
	● **.BK-BK | .WH-WH**		■ **.25**		● ■ **KLB.XX.XX.XX**		

TECHNICAL INFO

TECHNICAL INFO
INFO TÉCNICA

Icon Flash

Abbreviations
Abreviaturas

Color Chart
Carta de Color

Glossary
Glosario

back

index

ICON FLASH
ICON FLASH

Circular cut.
Agujero de corte circular.

Rectangular cut.
Agujero de corte rectangular.

Luminaire not suitable to be covered with thermal insulating material.
Luminaria no adecuada para cubrirse con material aislante térmico.

Surface luminaire suitable for installation on normally inflammable surfaces.
Luminaria superficial adecuada para montaje en superficies normalmente inflamables.

Recessed luminaire suitable for installation on normally inflammable surfaces.
Luminaria empotrada adecuada para montaje en superficies normalmente inflamables.

IP20 / IP23

Luminaire with two different IP degrees of protection at the top and bottom.
Grado IP de la luminaria tanto por la parte superior e inferior del empotramiento de la luminaria.

220-240 V 50-60 Hz

AC input for luminaire is 220-240V / 50-60Hz.
Input AC de luminaria a 220-240V/50-60Hz.

24 V

DC output for luminaire is 24 V DC.
Output DC de trabajo de luminaria a 24V DC

REMOTE

Driver remote.
Driver remoto.

INTEGRATED

Driver integrated inside the luminaire.
Driver integrado dentro de la luminaria.

DIM OPTIONAL

Luminaire has dimmable options on request.
La luminaria tiene opciones de regulación.

NON DIMMABLE

Luminaire can not be dimmable.
La luminaria no se puede regular.

Modular Ceiling
Techos modulares

INDOOR

Only for indoor use.
Solo para uso interior.

OUTDOOR

Outdoor use.
Uso exterior.

INDOOR OUTDOOR

Indoor / outdoor use.
Uso interior / exterior.

According to applicable European directives.
Conforme a las directivas europeas aplicables.

Class I: *Luminaire in which the protection against electric shocks falls into a protective conductor grounded.*
Clase I: Luminaria en que la protección contra los choques eléctricos recae a un conductor de protección puesto a tierra.

Class II: *Luminaire in which the protection against electric shocks includes additional safety features such as double insulation or reinforced insulation.*
Clase II: Luminaria en que la protección contra los choques eléctricos, comprende medidas de seguridad suplementarias, tales como el doble aislamiento o el aislamiento reforzado.

Class III: *Luminaire in which the protection against electric shocks falls on the power supply with very low safety voltage (SELV) and in which no voltages higher than the very low safety voltage are generated.*
Clase III: luminaria en la que la protección contra los choques eléctricos recae en la alimentación con muy baja tensión de seguridad (MTBS) y en la que no se generan tensiones superiores a la muy baja tensión de seguridad.

GU10

GU10 Lampholder.
Portalámparas GU10.

WARRANTY 3 YEARS

Warranty.
Garantía.

UGR

Unified Glare Rating.
Índice de Deslumbramiento Unificado.

ALUMINIUM

Luminaire is made of aluminum.
La luminaria está fabricada de aluminio.

ALUMINIUM PC

Luminaire is made of aluminum and polycarbonate.
La luminaria está fabricada de aluminio y policarbonato.

PC

Luminaire is made of polycarbonate.
La luminaria está fabricada de policarbonato.

Rotation degrees.
Grados de giro.

Tilting degrees.
Grados de basculación.

IK

Protection rate against external mechanical impacts.
Grado de resistencia contra golpes mecánicos externos.

LIFE 35000H

Luminaire's Lifetime.
Vida útil de la luminaria.

Lamp not included.
Lámpara no incluida.

LIGHT DIRECTION FIXED

Light direction of luminaire is fixed.
La dirección de luz de la luminaria es fija.

LIGHT DIRECTION ADJUSTABLE

Light direction of luminaire is adjustable.
La dirección de luz de la luminaria es direccionable.

Minimum safety distance between luminaire and ceiling.
Distancia mínima de seguridad entre luminaria y techo.

Minimum safety distance between luminaire and wall.
Distancia mínima de seguridad entre luminaria y pared.

Luminaire has motion detector.
La luminaria tiene detector de movimiento.

.SR

Surface.
Superficie.

.WS

Wall Surface.
Aplique de pared.

.FL

Floor.
Baliza.

.RF

Recessed with Frame.
Empotrado con marco.

.WR

Wall Recessed.
Empotrado en pared.

.TK

Tracklight.
Proyector de carril.

.TR

Trimless.
Empotrado sin marco.

.PN

Pendant.
Colgante.

Luminaire with USB
Luminaria con USB

At the end of its life, the product must be disposed separately from other waste, through appropriate recycling.
La luminaria al final de su vida debe eliminarse por separado de los demás desechos mediante reciclaje adecuado.

HONEYCOMB

Luminaire is compatible with honeycomb accessory (KACHC)
La luminaria es compatible con el accesorio panel de abeja (KACHC)

Luminaire can be customized with the options in the color chart.
La luminaria se puede personalizar con las opciones de la carta de color.

Honeycomb accesory compatible with below luminaires:
Accesorio panel de abeja compatible con las siguientes luminarias:

luminaire ref.	honeycomb dimmensions	honeycomb ref.
K51100.01	32 mm.	**KACHC.01**
K50110 | K50113 | K50130 | K50131 | K50132 | K50133 | K51100.02 | K51200 | K53270 | K53271 |	42 mm.	**KACHC.02**
K50112 | K50140 | K50141 | K50300.01 | K51100.03	48 mm.	**KACHC.03**

HONEYCOMB

Luminaires can be customized with the following options from color chart, otherwise they are delivered in white .WH-WH. Please add code COLORCOST.DIMENSIONS.XX (e.g. COLORCOST.01.GY) to tailor your luminaire.
Luminarias customizables con las siguientes opciones de la carta de color, de lo contrario se sirven en blanco .WH-WH. Por favor especifique código COLORCOST.DIMENSIONS.XX (ej. COLORCOST.01.GY) para personalizar su luminaria.

luminaire ref.	ext-int finish		color
K50522 | K50523	.BK		*Black* / Negro
	.BM		*Blue Mint* / Azul Menta
	.BS		*Blue Stone* / Azul Piedra
	.BC		*Brown Coffee* / Marrón Café
	.CR		*Copper Rose* / Cobre Rosado
	.CB		*Coral Bronze* / Bronce Coral
	.DG		*Dark Gray* / Gris Oscuro
	.GC		*Gold Cava* / Oro Cava
	.GY		*Gray* / Gris
	.MG		*Military Green* / Verde Militar
	.VC		*Violet Chiffon* / Violeta Chifón
	.YM		*Yellow Mustard* / Amarillo Mostaza

back
index

COLOR CHART **GAMA DE COLORES**

Black Negro **.BK**	*Blue Mint* Azul Menta **.BM**	*Blue Stone* Azul Piedra **.BS**
Brown Coffee Marrón Café **.BC**	*Copper Rose* Cobre Rosado **.CR**	*Coral Bronze* Bronce Coral **.CB**
Dark Gray Gris Oscuro **.DG**	*Gold* Oro **.GL**	*Gold Cava* Oro Cava **.GC**
Gray Gris **.GY**	*Military Green* Verde Militar **.MG**	*Shiny Brown* Marrón Brillo **.SB**
Violet Chiffon Violeta Chifón **.VC**	*White* Blanco **.WH**	*Yellow Mustard* Amarillo Mostaza **.YM**

ABBREVIATIONS **ABREVIATURAS**

INSTALLATION / **INSTALACIÓN**

.FL *Floor* / Baliza
.PN *Pendant* / Colgante
.RF *Recessed with Frame* / Empotrado con marco
.SR *Surface* / Superficie
.TK *Tracklight* / Proyector de carril
.TR *Trimless* / Empotrado
.WR *Wall Recessed* / Empotrado en pared
.WS *Wall Surface* / Aplique de pared

KELVIN DEGREES / **GRADOS KELVIN**

.27 2700K
.30 3000K
.40 4000K
.50 5000K
.60 6000K

OPTIC OPTIONS / **OPCIONES ÓPTICAS**

.MP *Microprismatic* / Microprismático
.OP *Opal* /Opal
.SK *Sky* /Cielo

TECHNICAL OPTIONS / **OPCIONES TÉCNICAS**

.00 .RGB RGB
.00 .DW *Dynamic White* / Blanco dinámico
.01 K SELECT *Select one of three color temperatures (3000K-4000K-6000K) by switch* / Selecciona una de las tres temperaturas de color *(3000K-4000K-6000K)* mediante switch

COLOR RENDERING INDEX | CRI

ÍNDICE DE REPRODUCCIÓN CROMÁTICA | CRI

.8 80
.9 90

POWER TYPE / **TIPO DE POTENCIA**

.HI *High* / Alta
.ST *Standard* / Estándar

DIMMABLE OPTIONS

OPCIONES DE REGULACIÓN

.D1 1..10V
.DA Dali
.PC *Phase Cut* / Corte de fase
.PU *Push* / Pulsador

EXTERNAL-INTERNAL FINISH

ACABADO EXTERIOR-INTERIOR

.BK *Black* / Negro
.BM *Blue Mint* / Azul Menta
.BS *Blue Stone* / Azul Piedra
.BC *Brown Coffee* / Marrón Café
.CR *Copper Rose* / Cobre Rosado
.CB *Coral Bronze* / Bronce Coral
.DG *Dark Gray* / Gris Oscuro
.GL *Gold* / Oro
.GC *Gold Cava* / Oro Cava
.GY *Gray* /Gris
.MG *Military Green* / Verde Militar
.SB *Shiny Brown* / Marrón brillo
.VC *Violet Chiffon* / Violeta Chifón
.WH *White* / Blanco
.YM *Yellow Mustard* / Amarillo Mostaza
.ALUMN *Aluminium* / Aluminio.

REF. *Reference* / Referencia
DIMENSIONS mm. *Product dimensions (mm.)*
Dimensiones de producto (mm.)
INST. *Installation* / Instalación
FINISH *Color finish* / Acabado de color
EXT-INT FINISH *External-internal color finish*
Acabado de color exterior-interior
OPTIC OPTIONS *Optic options of luminaire*
Opciones ópticas de la luminaria
POWER *Power* / Potencia
CRI *Color rendering index*
Índice de reproducción cromática
K *Kelvin degrees* / Grados Kelvin
EFF. Lm/W *Efficacy (lumens/watts)*
Eficacia (lúmenes/vatios)
LUMEN. MAX. *Maximum lumen of luminaire*
Lúmenes máximos de la luminaria
DIMM OPT. *Dimming Options*
Opciones de regulación
TECH OPT. *Technical Options*
Opciones técnicas
WATT MAX. *Maximum watt of luminaire*
Máximo potencia de la luminaria
mA *Milliamperage* / Miliamperaje
PRICE *Manufacturer's retail suggested price (MRSP)*
Precio de venta al público recomendado por el fabricante (PVP)

back
index

IP DEGREE OF PROTECTION
GRADO DE PROTECCIÓN IP

As IEC 60529 standard says, the IP protection degree specifies the different protection levels provided by the containers that protect the components in electrical or electronic equipment. The greater the IP protection degree, the more protected the equipment is. An IP XY protection degree indicates the following:

Según la Norma IEC 60529, el grado de protección IP especifica los diferentes niveles de protección aportados por los contenedores que resguardan los componentes de los equipos eléctricos o electrónicos. Cuanto mayor es el grado de protección IP, más protegido está el equipamiento. Un grado de protección IP XY indica lo siguiente:

X: *Describes the level of protection against dust and other particles* / Describe el nivel de protección contra polvo y otras partículas

X	***Protection grade against dust* / Grado de protección contra polvo**
0	*Without protection* / Sin protección
1	*Protected against solids bigger than 50 mm* / Protegida contra sólidos de más de 50 mm
2	*Protected against solids bigger than 12 mm* / Protegida contra sólidos de más de 12 mm
3	*Protected against solids bigger than 2,5 mm* / Protegida contra sólidos de más de 2,5 mm
4	*Protected against solids bigger than 1 mm* / Protegida contra sólidos de más de 1 mm
5	*Protection against the entrance of dust* / Protegida contra la entrada de polvo
6	*Full protected against dust* / Totalmente protegida del polvo

Y: *Describes the level against liquids* / Describe el nivel de protección contra líquidos

Y	***Protection grade against liquids* / Grado de protección contra líquidos**
0	*Without protection* / Sin protección
1	*Protected against drops of water falling vertically* / Protegida contra la caída vertical de gotas de agua
2	*Protected against drops of wáter falling at a maximum inclination of 15º* Protegida contra la caída de gotas de agua con una inclinación máxima de 15º
3	*Protected against sprayed water* / Protegida contra agua pulverizada
4	*Protected against splashes of water* / Protegida contra las proyecciones de agua
5	*Protected against jets of water* / Protegida contra los chorros de agua
6	*Protected against hide tide* / Protegida contra mar gruesa
7	*Protected against pluning effects* / Protegida contra los efectos de la inmersión
8	*Protected against long inmersion* / Protegida contra la inmersión prolongada

**Specialized cleaning procedures are not covered by IP ratings. It is recommended that manufacturers provide, if necessary, adequate information regarding cleaning procedures. This is in accordance with the recommendations contained in IEC 60529 for special cleaning procedures.*

*Los procedimientos especializados de limpieza no están cubiertos por los grados de protección IP. Se recomienda que los fabricantes suministren, si es necesario, una adecuada información en lo referente a los procedimientos de limpieza. Esto está de acuerdo con las recomendaciones contenidas en la Norma IEC 60529 para los procedimientos de limpieza especiales.

IK DEGREE
GRADO IK

The degree of protection IK is an international numerical classification for the degrees of protection provided by enclosures of electrical equipment against external mechanical impacts. This provides a means of specifying the ability of an enclosure to protect its contents from shock.

El grado de protección IK es una clasificación numérica internacional para los grados de protección proporcionados por las envolventes de materiales eléctricos contra los impactos mecánicos externos. Esto proporciona un medio para especificar la capacidad de un recinto para proteger su contenido de los golpes.

IK DEGREE **GRADO IK**	*PROTECTION AGAINST EXTERNAL MECHANICAL IMPACTS* **PROTECCIÓN CONTRA IMPACTOS MECÁNICOS EXTERNOS**	*DESCRIPTION* **DESCRIPCIÓN**
IK00	*No protection* / Sin proteger	
IK01	*Protected against 0.150J impact.* Protegido contra impacto de energía 0.150J.	*Resistant against an impact of an object of 200 grs launched from a distance of 7.5 cm.* Resistente contra un impacto de un objeto de 200 grs lanzado desde una distancia de 7,5 cm.
IK02	*Protected against 0.200J impact.* Protegido contra impacto de energía 0.200J.	*Resistant against an impact of an object of 200 grs launched from a distance of 10 cm.* Resistente contra un impacto de un objeto de 200 grs lanzado desde una distancia de 10 cm.
IK03	*Protected against 0.350J impact.* Protegido contra impacto de energía 0.350J.	*Resistant against an impact of an object of 200 grs launched from a distance of 17.5 cm.* Resistente contra un impacto de un objeto de 200 grs lanzado desde una distancia de 17,5 cm.
IK04	*Protected against 0.500J impact.* Protegido contra impacto de energía 0.500J.	*Resistant against an impact of an object of 200 grs launched from a distance of 25 cm.* Resistente contra un impacto de un objeto de 200 grs lanzado desde una distancia de 25 cm.
IK05	*Protected against 0.700J impact.* Protegido contra impacto de energía 0.700J.	*Resistant against an impact of an object of 200 grs launched from a distance of 35 cm.* Resistente contra un impacto de un objeto de 200 grs lanzado desde una distancia de 35 cm.
IK06	*Protected against 1.00J impact.* Protegido contra impacto de energía 1.00J.	*Resistant against an impact of an object of 500 grs launched from a distance of 20 cm.* Resistente contra un impacto de un objeto de 500 grs lanzado desde una distancia de 20 cm.
IK07	*Protected against 2.00J impact.* Protegido contra impacto de energía 2.00J.	*Resistant against an impact of an object of 500 grs launched from a distance of 40 cm.* Resistente contra un impacto de un objeto de 500 grs lanzado desde una distancia de 40 cm.
IK08	*Protected against 5.00J impact.* Protegido contra impacto de energía 5.00J.	*Resistant against an impact of an object of 1,7 kg launched from a distance of 29,5 cm.* Resistente contra un impacto de un objeto de 1,7 kg lanzado desde una distancia de 29,5 cm.
IK09	*Protected against 10.00J impact.* Protegido contra impacto de energía 10.00J.	*Resistant against an impact of an object of 5 kg launched from a distance of 20 cm.* Resistente contra un impacto de un objeto de 5 kg lanzado desde una distancia de 20 cm.
IK10	*Protected against 20.00J impact.* Protegido contra impacto de energía 20.00J.	*Resistant against an impact of an object of 5 kg launched from a distance of 40 cm.* Resistente contra un impacto de un objeto de 5 kg lanzado desde una distancia de 40 cm.

back
index

DIMMABLE OPTIONS
OPCIONES DE REGULACIÓN

They allow us to reduce the luminous flux in places where it is not always necessary to use the 100%.
Nos permiten reducir el fujo luminoso en lugares donde no es siempre necesario el empleo del 100%.

Dimmable driver for some models needs to be remot. This is indicated on its corresponding catalogue page.
El driver dimable para algunos modelos se tiene que instalar en remoto y así se indica en su página correspondiente del catálogo.

In addition, please note that some dimming options require the combination of a minimum of luminaires as it is indicated in its corresponding catalogue page. Check with support team for other dimming options.
Algunos productos necesitan la combinación de un mínimo de luminarias en algunas opciones de regulación.
(Ver leyenda en su página correspondiente). Consulte con el equipo de soporte para otras opciones de regulación.

1..10V

Continuous regulation of the luminous flux from 1 to 100% by means of an analogue signal to the equipment over an additional two-wire control line. The analogic signal has a direct voltage value from minimum to maximum.

Regulación continua del flujo luminoso entre el 1 y el 100% mediante una señal analógica que llega a los equipos a través de una línea de control adicional de dos hilos. La señal analógica tiene un valor de tensión continua que va desde el mínimo hasta el máximo.

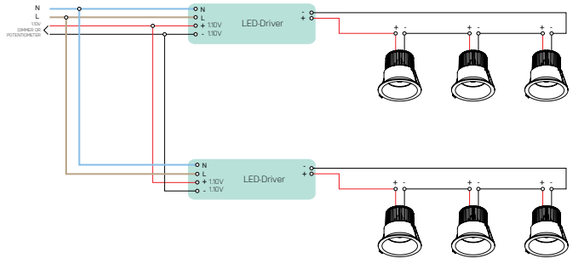

Always respect polarity of 1..10V signal

PHASE CUT / CORTE DE FASE

This type of regulation is accomplished without any feed for additional control wire. It envolves connecting a regulator in series between one of the mains wire and the equipment. The regulator cuts part of the mains voltaje sinusoidal waveform to a greater or lesser extent in order to regulate luminous flux from 5% to 100%

Este tipo de regulación se realiza sin necesidad de una línea de control adicional, conectando un regulador en serie entre la línea de alimentación y el equipo. El regulador recorta parte de la onda sinusoidal de la tensión de red en mayor o menor medida para obtener una regulación de flujo lumínico entre 5-100%.

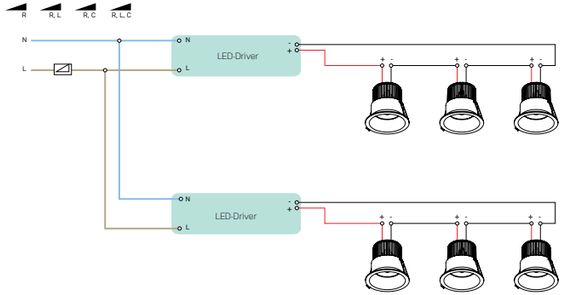

PUSH / PULSADOR

Regulation via a single push button. Depending on how long the button is pressed it is possible to switch the light on or off or dim it. Switching the light on or off is done by short "click". If the button is pressed for a longer time it is possible to dim the luminous flux between the minimum and maximum level. Only use open push button with no warning pilot.

Regulación mediante un único botón pulsador. Dependiendo de la duración de la pulsación, es posible encender, apagar o regular la luz. Se apaga y enciende mediante un corto "clic". Si se mantiene el botón pulsado el fujo luminoso variará entre el nivel mínimo y máximo.
La opción de pulsador no puede tener piloto de encendido.

SINGLE DIMM CHANNEL · **REGULABLE MEDIANTE PULSADOR · SIMPLE**

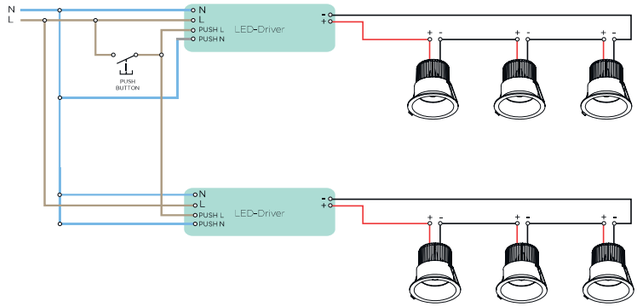

MASTER SLAVE WITH SYNCHRONISATION CABLE · **REGULABLE MEDIANTE PULSADOR · MASTER**

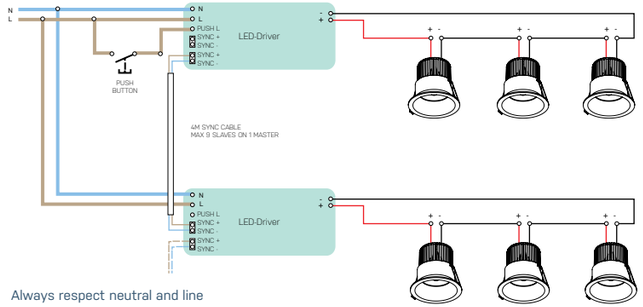

Always respect neutral and line

DALI

Digital Addressable Lighting Interface. A completely digital control for switching and dimming lamps (or other electric devices) or a groups of them depending on a programmable device. This is an international standard system in accordance with IEC 62386, which ensures compatibility and interchangeability between different manufacturers' equipment.

Interfaz de direccionamiento digital de la iluminación. Un sistema completamente digital para el control del encendido y la regulación de las lámparas (u otros aparatos eléctricos) o grupo de ellas dependiendo de un dispositivo programable. Este sistema es un estándar internacional, de acuerdo a la norma IEC 62386, que asegura la compatibilidad e intercambiabilidad entre equipos de diferentes fabricantes.

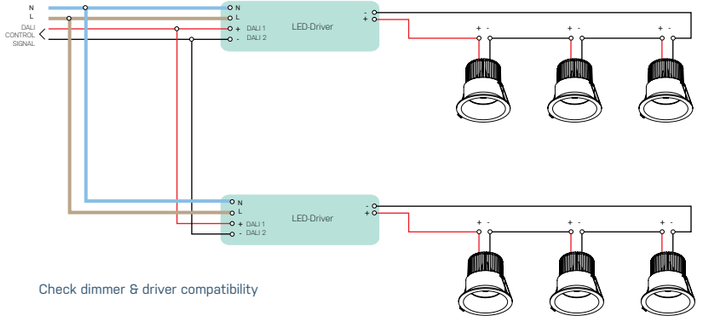

Check dimmer & driver compatibility

back
index

TECHNICAL OPTIONS
OPCIONES TÉCNICAS

DW *(Dynamic White, dynamic white). Color temperature control tunable, from warm to cool white.*
DW (Dynamic White, blanco dinámico). Control variable de la temperatura de color, desde luz blanca cálida, hasta blanco frío.

RGB *(Red -Green-Blue). Chromatic model through which various shades are created from the sum of different amounts of the primary additive colors. In led strips, the colors and their intensity are both adjustable by RF (radio-frequency) control.*
RGB (Rojo-Verde-Azul). Modelo cromático mediante el que se crean las diferentes tonalidades a partir de la suma de distintas cantidades de los colores aditivos primarios.
En tiras de led son regulables tanto los colores como su intensidad mediante mando RF (radio-frecuencia).

RGBW *(Red -Green-Blue-White). In addition to reproducing various colors and shades, a white light diode is added to obtain the different color combinations. Colors and their intensity are both adjustable by RF (radio-frequency) control.*
RGBW (Rojo-Verde-Azul-Blanco). Además de reproducir los distintos colores y tonalidades, se añade un diodo de luz blanca para obtener las distintas combinaciones de color. Regulable mediante mando RF tanto los colores como la intensidad de los mismos.

LUMEN
LUMEN

The lumen (lm) is the unit to measure the luminous flux, meaning the total power of the visible light, emitted by radiation sources.

Product lumen analysis has been performed with models in white finish. For all luminaires with different color finishes, there might be a max. 15% value reduction. And lumens watts have been calculated taking into account the power of the system (LED + driver).

El lumen (lm) es la unidad de medida para medir el flujo luminoso, siendo este la medida de la potencia total de la luz visible, emitida por las fuentes de radiación.

Todas las mediciones lumínicas se han realizado en el producto acabado en blanco. Para todas las luminarias con diferentes acabados de color, puede haber una reducción del rendimiento lumínico de un 15% (máximo). Y los lúmenes watios se han calculado teniendo en cuenta la potencia del sistema (LED + driver)

COLOR TEMPERATURE
TEMPERATURA DE COLOR

Color temperature is measured in Kelvin degrees (K). When the color temperature is low, 2700-3000K, a warm white color is obtained (Yellowish color), and the higher the color temperature is, the light seems colder (Bluish color). Cold white, has a 5000-6500K temperature.

La temperatura de color se mide en grados Kelvin y se refiere a las distintas tonalidades que puede tener una luz.
A baja temperatura de color, 2700-3000K, se obtiene un color blanco cálido (color amarillento), y cuanto más alta sea la temperatura de color, la luz parece más fría (color azulado).
El blanco frío, tiene una temperatura de 5000-6500K.

CRI

Color rendering index (CRI) is a quantitative measure that assesses the ability of a light source to faithfully reproduce the objects colors.

El índice de reproducción cromática (IRC) es una medida cuantitativa que valora la capacidad que tiene una fuente de luz de reproducir fielmente los colores de los objetos.

OPTIC OPTIONS
OPCIONES ÓPTICAS

Beam angle *defines the area where the lamp radiates at least half (50%) of its maximum luminous intensity. Beam angle has a tolerance of plus/minus 2 degrees.*
Ángulo del haz de la luz, se refiere al ángulo de la luz de una fuente luminosa medido desde el punto con más intensidad hasta el punto en el que la luminosidad desciende un 50% respecto a ese máximo. El ángulo de apertura tiene una tolerancia de más menos 2 grados.

Diffuser *is a screen that encloses the lamp that diffuses the beam angle preventing glare. The finishes of the diffusers in this collection are microprismatic (.MP), opal (.OP) and Sky/ decorative (.SK in some models).*
Difusor es una pantalla que encierra la lámpara que difunde el haz de luz y evita el deslumbramiento. Los acabados de los difusores en esta colección son microprismático (.MP), opal (.OP) y Sky/ decorativo (.SK en algunos modelos).

Lampholder *is a device which mechanically supports and provides electrical connections for a compatible electric lamp.*
Portalámparas es un dispositivo que soporta mecánicamente y proporciona conexiones eléctricas para una bombilla compatible.

REFLECTOR / REFLECTOR:

Metallic or plastic component which allows redirect the light beam improving luminarie efficiency. Depending on degree of openness, light beam amplitude is adjusted, in othe words, a lower angle of reflection there is a lower light beam amplitude, focusing light at a certain point.

Componente metálico o plástico que permite redirigir el haz de luz mejorando considerablemente el rendimiento de la luminaria.
Según el grado de apertura regulamos la amplitud del haz de luz, de forma que a menor ángulo de reflexión obtenemos una menor amplitud de dicho haz, concentrando la luz en un determinado punto.

EMERGENCY KIT / KIT DE EMERGENCIA:

The emergency kit allows low lighting to be maintained for a specified time in the event of a power failure. It consist of a control device as well as a Ni /Cd battery that lasts between 1 and 3 hours (see ref. **KACKITLED1H** *and ref.* **KACKITLED3H***) depending on the equipment. Please note that Kohl Lighting luminaires are not in any case, emergency luminaires approved according to the UNE-60598-2.22 standard.*
Check with the sales team to find out the type of kit compatible with the selected luminaire.

El kit de cortesía (emergencia) permite mantener una iluminación reducida durante un tiempo determinado en caso de fallo de suministro eléctrico. Están formados por un dispositivo de control así como una batería Ni/Cd que dura entre 1 y 3 horas *(ver ref.* **KACKITLED1H** *y ref.* **KACKITLED3H)** dependiendo del equipo. Las luminarias de Kohl Lighting no son en ningún caso, luminarias de emergencia homologadas según norma UNE-60598-2.22.
Consulta con el equipo comercial para saber el tipo de kit compatible con la luminaria seleccionada.

PROTECTION CLASSES AGAINST ELECTRIC SHOCKS
CLASES DE PROTECCIÓN CONTRA CHOQUES ELÉCTRICOS

According to the type of protection they offer against electric shocks, Kohl Lighting light fittings are classified as:
Class I, Class II and Class III.
Las luminarias de Kohl Lighting se clasifican en función de su tipo de protección contra los choques eléctricos, en:
Clase I, Clase II y Clase III.

Class I: *Light fittings in which protection against electric shocks does not depend solely on the mains insulation, but instead contain an extra safety measure in the form of a circuit from the accessible conductive parts with an grounded protective conductor forming part of the installation's fixed wiring, so that the accessible conductive parts do not become dangerous should there be a defect in the mains insulation. Ground conductor is colored green&yellow in most countries, and just green in the U.S., Canada and Japan.*

Clase I: Luminarias en la que la protección contra los choques eléctricos no recae exclusivamente sobre el aislamiento principal, sino que comprende una medida de seguridad suplementaria bajo la forma de medios de conexión de las partes conductoras accesibles con un conductor de protección puesto a tierra, formando parte del cableado fijo de la instalación, de tal manera que las partes conductoras accesibles no puedan llegar a ser peligrosas, en caso de defecto del aislamiento principal. La toma tierra es de color amarillo y verde en la mayoría de los países, y verde en los Estados Unidos, Canadá y Japón.

Class II: *A Class II or double insulated electrical appliance is one which has been designed in such a way that it does not require a safety connection to electrical ground. The basic requirement is that no single failure can result in dangerous voltage becoming exposed so that it might cause an electric shock and that this is achieved without relying on an earthed metal casing. This is achieved having two layers of insulating material surrounding live parts or by using reinforced insulation.*

Clase II: Dispositivo de Clase II o aparato con doble aislamiento eléctrico es uno que ha sido diseñado de tal forma que no requiere una toma a tierra de seguridad eléctrica. El requisito básico es que un fallo simple no puede dar lugar a tensiones peligrosas que puedan causar una descarga eléctrica. Esto se consigue mediante dos capas de material aislante rodeando las partes con tensiones peligrosas o utilizando un aislamiento reforzado.

Class III: *Luminaire in which the protection against electric shocks falls on the power supply with very low safety voltage (SELV) and in which no voltages higher than the very low safety voltage are generated.*

Clase III: Luminaria en la que la protección contra los choques eléctricos recae en la alimentación con muy baja tensión de seguridad (MTBS) y en la que no se generan tensiones superiores a la muy baja tensión de seguridad.

back
index

general sales conditions

WARRANTY CONDITIONS

GENERAL TERMS AND CONDITIONS OF SALE
All orders must be placed with KOHL Lighting in writing by email, and customers hereby accept the terms and conditions detailed below.
Goods supplied by the Company shall remain the property of KOHL Lighting until payment is received, even if the goods have been sold to a third party.
Delivery times are approximate and non-binding. KOHL Lighting will not accept claims for damages due to late delivery.
KOHL Lighting reserves the right to amend, supplement or delete, without prior warning, the characteristics or designs of the products in this catalogue, as well as the corresponding prices. Therefore, customers are advised to contact KOHL Lighting directly for the latest information.
KOHL Lighting is not responsible for the loss or damage of goods during transport by agencies.
In accordance with Article 1 of Royal Decree 5/1997 of 14 January, complaint forms are available to our customers at the Company's registered office.

CANCELLING AN ORDER
Orders must be cancelled in writing and sent to KOHL Lighting by email. If the order has already been dispatched, please request a refund, in accordance with the terms and conditions detailed in the following section.

RETURNING GOODS
KOHL Lighting reserves the right to accept or reject return requests received. Returns must be made within 2 weeks of the invoice date, and a minimum depreciation rate of 5% will be applied to cover handling costs.

RETURN TERMS AND CONDITIONS
Return requests must be made in writing by email.
Please send all returns correspondence to the following email address: info@kohl-lighting.com.
In order to submit a request, please use the returns form provided by KOHL Lighting, stating, at the very least, the reason for the return, article reference number(s), quantity, item condition, date and invoice number.
If the return is authorised:
The item must be returned in its original packaging and in perfect condition.
KOHL Lighting must receive the goods within a maximum of 10 days after the return has been authorised.
Any costs for returning the goods are the responsibility of the customer.
Returned goods will not be accepted in the case of discontinued or customised items (manufactured specifically for the customer).
Please send the item, together with the documentation required by the Sales Department, to the following address: Partida Madrigueres Sud, 63A, 03700 Dénia (Alicante), Spain.

WARRANTY
KOHL Lighting guarantees its luminaires and all the components it distributes.
KOHL Lighting products are guaranteed for the period established in the current Consumer and User Protection regulations and other complementary laws and their future updates.
On the basis of this warranty, KOHL Lighting is only obliged to repair or replace the product or defective part returned to KOHL Lighting.
The warranty period starts from the date of issue of the original invoice from KOHL Lighting, and under no circumstances shall it be renewed by replacing a component in a repair or by replacing the complete item.

WARRANTY TERMS AND CONDITIONS
Incident claims (for products that are damaged, faulty, incorrect, or any other cause for complaint upon delivery) must be made in writing by email.
Please send all incident claims to the following email address: info@kohl-lighting.com.
In order to submit an incident claim, please use the incident form provided by KOHL Lighting, stating, at the very least, the reason for the incident, article reference number(s), quantity, date and invoice number.
If the incident claim is authorised by invoking the warranty:
The Sales Department will provide an incident code to process the claim. Please send the item, together with the documentation required by the Sales Department and the incident code, to the following address: Partida Madrigueres Sud, 63A, 03700 Dénia (Alicante), Spain.
Once KOHL Lighting has authorised the collection of the item due to an incident, and once the Technical Department has verified that KOHL Lighting is responsible for the source of the incident, the postage will be covered by KOHL Lighting.
These warranty terms and conditions do not affect the consumer's statutory rights under the current applicable legislation.

WARRANTY INVALIDATION CLAUSES
- Improper use, handling or maintenance of a device, luminaire or component by the customer.
- Improper repair, modification or extension of a luminaire or device by the customer.
- Deterioration, removal or concealment of the KOHL Lighting identification label by the customer.
In any event, the warranty shall not be valid for items with obvious signs of improper handling.
- Defects and damage caused by external events, accidents (in particular electrical accidents), wear and tear, and use not in accordance with KOHL Lighting's instructions are excluded from any warranty.
- KOHL Lighting is not responsible for any product errors or breakages during shipping.
- If a defect or breakage is not approved by KOHL Lighting's Technical Department, the item will be returned cash on delivery.

CONDICIONES DE GARANTÍA

CONDICIONES GENERALES DE VENTA
Todos los pedidos deberán ser formulados a KOHL Lighting por escrito vía e-mail, quedando aceptadas por el cliente las condiciones escritas a continuación.
La mercancía suministrada por la Empresa, será propiedad de KOHL Lighting hasta el momento de pago, aunque dicha mercancía hubiese sido vendida a un tercero. Los plazos de entrega son aproximados y sin compromiso. KOHL Lighting no aceptará demandas por daños y perjuicios por la demora en la entrega.
KOHL Lighting se reserva el derecho de modificar, complementar o suprimir, sin previo aviso, las características o diseños de los productos presentes en este catálogo, así como sus correspondientes tarifas. Por este motivo, se recomienda al cliente ponerse en contacto directamente con KOHL Lighting para obtener una información actualizada. La pérdida o deterioro de la mercancía durante el transporte por agencia no es responsabilidad de KOHL Lighting.
De acuerdo con el art. 1 del RD 5/1997 14 Enero, existen a disposición de nuestros clientes hojas de reclamación en el domicilio social de la Empresa.

ANULACIÓN DE PEDIDOS
Las anulaciones de pedidos deberán hacerse por escrito y notificarse a KOHL Lighting vía e-mail. En caso de que el pedido ya se hubiese enviado, deberá solicitarse la devolución del mismo, acogiéndose a las condiciones detalladas en el siguiente apartado.

DEVOLUCIÓN DE MERCANCÍA
KOHL Lighting se reserva el derecho de aceptar o rechazar las solicitudes de devolución recibidas. En cualquier caso, se requerirá que no hayan transcurrido 15 días desde la fecha de la factura, y se aplicará una depreciación mínima del 5% por los costes de gestión.

CONDICIONES DE DEVOLUCIÓN
La solicitud de devolución deberá formalizarse por escrito vía e-mail.
Las devoluciones deberán tramitarse en la siguiente dirección de correo: info@kohl-lighting.com.
Para presentar la solicitud deberá utilizarse el formulario de devolución habilitado por KOHL Lighting, donde se hará constar, al menos, el motivo de la devolución, referencia de artículo/s, cantidad, estado del material, fecha y número de factura.
En el caso de que la devolución fuera autorizada:
El material deberá devolverse en su embalaje original y en perfecto estado de conservación.
KOHL Lighting deberá recibir la mercancía en un plazo máximo de 10 días desde la autorización de la devolución.
Los portes de la devolución serán asumidos por el cliente.
No se admitirán devoluciones de mercancía en el caso de material descatalogado o customizado (fabricado expresamente para el cliente).
El material deberá ser enviado, junto con la documentación requerida por el Área Comercial, a la siguiente dirección: Partida Madrigueres Sud, 63A, 03700 Dénia (Alicante).

GARANTÍA
KOHL Lighting garantiza sus luminarias, así como los equipos que distribuye.
Los productos de KOHL Lighting están garantizados durante el plazo establecido en la normativa vigente para la Defensa de los Consumidores y Usuarios y otras leyes complementarias y sus futuras actualizaciones.
En razón de esta garantía, sólo incumbe a KOHL Lighting la obligación de reparar o reemplazar el producto, o la pieza reconocidos como defectuosos y devueltos a KOHL Lighting. El plazo de garantía se inicia a partir de la fecha de emisión de factura originaria de KOHL Lighting, no pudiendo ser renovado en ningún caso por sustitución de un componente en una reparación o reposición del artículo completo.

CONDICIONES DE GARANTÍA
La reclamación por incidencia (que el producto se entregue deteriorado, averiado, equivocado, o cualquier otra causa susceptible de reclamación), deberá formalizarse por escrito vía e-mail.
Las reclamaciones por incidencia deberán tramitarse en la siguiente dirección de correo: info@kohl-lighting.com.
Para presentar la reclamación de incidencia deberá utilizarse el formulario de incidencia habilitado por KOHL Lighting, donde se hará constar, al menos, el motivo de la incidencia, referencia de artículo/s, cantidad, fecha y número de factura.
En el caso de que la reclamación por incidencia fuera autorizada invocando la garantía:
El Área Comercial proporcionará un código de incidencia para la tramitación. El material deberá ser enviado, junto con la documentación requerida por el Área Comercial, con referencia al código de incidencia facilitado, a la siguiente dirección: Partida Madrigueres Sud, 63A, 03700 Dénia (Alicante).
Autorizada por KOHL Lighting la recogida del material por incidencia, y una vez verificada por el Área Técnica la responsabilidad del origen de la incidencia de KOHL Lighting, los portes serán asumidos por KOHL Lighting.
Estas condiciones de garantía no afectan a los derechos estatutarios del consumidor amparados por la legislación vigente aplicable.

Cláusulas de anulación de la garantía
- Incorrecta utilización, manipulación o mantenimiento por parte del cliente de un equipo, luminaria o componente.
- Incorrecta reparación, modificación o ampliación por parte del cliente de una luminaria o un equipo.
- Deterioro, eliminación u ocultación, por parte del cliente, de la etiqueta identificativa de KOHL Lighting.
En cualquier caso, no se asumirá la garantía del material con muestras evidentes de una manipulación incorrecta.
- Quedan excluidos de toda garantía los defectos y deterioros producidos por hechos externos, accidentes, principalmente accidentes eléctricos, por desgaste y por utilización no conforme a las instrucciones de KOHL Lighting.
- KOHL Lighting no se responsabiliza de los errores o roturas producidas en el envío del producto.
- En caso de defecto o rotura no validada por el Área Técnica de KOHL Lighting, se procederá a la devolución del material a portes debidos.

back
index

Kohl Lighting S.L. reserves the right to reproduce total or partially this catalogue as Copyright owner.
All data, sketches and pictures are up to date at the day of print, nevertheless, due to continuous product development and improvement, Kohl Lighting reserves the right to alter them without prior notice.
Last catalogue version in ***kohl-lighting.com***

Kohl Lighting S.L. se reserva el derecho de reproducción total o parcial de este catálogo como propietario del Copyright.
Todos los datos, croquis, precios e imágenes están actualizados el día de la impresión, sin embargo, debido al continuo desarrollo y mejora de los productos, Kohl Lighting se reserva el derecho de modificarlos sin previo aviso.
Última versión de catálogo en **kohl-lighting.com**

Kohl Lighting
Copyright © 2024

Print date / Fecha de impresión
May / Mayo 2024

Design and layout / Diseño y maquetación
Kohl-lighting Team / Equipo Kohl-Lighting